



DECEMBER  
ISSUE 496

# OUR LITTLE GUIDE: THE FLINDERS RANGES

**INSIDE THIS ISSUE:**  
CHRISTMAS PARTY  
PHOTO GALLERY

**FOR SALE:** GRAB A  
BARGAIN TODAY!



# CC4WDC

Central Coast 4 x 4 Club Magazine

Photo Courtesy of Shane Tapscott



TABLE OF CONTENTS

NEXT GENERAL MEETING	08	DRIVERS AWARENESS	33
When, where and how to attend		TRAINING TRIP REPORT	
		A first hand view of our driver awareness course from Caitlyn	
OUR LITTLE GUIDE TO THE FLINDERS RANGES	18		
All the inspiration you need for your next trip to South Australia		SAFETY FOCUS	39
		Modified Vehicle Information	
CHRISTMAS PARTY GALLERY	27		
Candid shots of our fantastic party!		BUSH FIRE SAFETY	57
		Your guide to keeping safe in NSW	
WESTERN WOLLEMI TRIP	30		
This one was one for the 'logbook!'		FOR SALE	61
		Grab a bargain today!	



# CC4WD Club

## PRESIDENT

### **PETE ROBINSON**

- ✉ president@cc4wdc.org.au
- ☎ 0400 759 693

## VICE PRESIDENT

### **SCOTT GOOD**

- ✉ vicepresident@cc4wdc.org.au

## SECRETARY & PUBLIC OFFICER

### **GLENN TURNBULL**

- ✉ secretary@cc4wdc.org.au
- ☎ 0438 317 073

## MEMBERSHIP OFFICER

### **DAWN SMIT**

- ✉ membership@cc4wdc.org.au
- ☎ 0433 121 784

## TREASURER

### **MICHELLE EDWARDS**

- ✉ treasurer@cc4wdc.org.au
- ☎ 0408 493 522

## TRIP MASTER

### **LACHY THOMAS**

- ✉ tripmaster@cc4wdc.org.au
- ☎ 0403 083 191

## EDITOR

### **ERIKA PHILLIPS**

- ✉ editor@cc4wdc.org.au

## VACANCIES:

- PUBLIC RELATIONS

- ✉ publicity@cc4wdc.org.au

## SUB COMMITTEE VACANCIES:

- ASSOCIATION DELEGATE
- ASSISTANT ASSOCIATION DELEGATE



Photo Courtesy of Corey Gould

## SUB COMMITTEE

## ASSISTANT TREASURER

### **ALISON WALLACE**

## QUARTER MASTER

### **PETER GLENDINNING**

- ☎ 0407 201 120

## MERCHANDISING

### **JANE SAVAGE**

- ☎ 0422 021 179

## DAF OFFICER

### **PETE ROBINSON**

- ✉ daf@cc4wdc.org.au
- ☎ 0400 759 693

## RAFFLE COORDINATOR

### **JOYCE HOLLINS**

- ☎ 4392 3878

## LEASE MANAGER

### **KEN MCDONALD**

- ☎ 4358 1357

## SOCIAL COORDINATOR

### **YVONNE MCDONALD**

- ☎ 4358 1357



## FROM THE PRESIDENT

Welcome to the December edition of the Central Coast 4wd Club. Summer has arrived and only weeks now to Christmas. Usually the busiest time of the year for us all and I'm sure all the kids are keen to start the School holidays and look forward to some camping trips.

Our Christmas Party was held at the Lease on the 25th of November and was a resounding success. Many members had travelled up in the week leading up to the party and helped preparing for the event. Weather was not so kind on the Saturday but only light rain swept through the area. A tarp was strung up at the front of the Café area and provided an instant pop up restaurant, to ensure a weather proof area. Everyone had brought tables and chairs and Christmas table decorations. Fantastic setting and of course, Santa and Elf helper made a grand entry on the back of the local RFS Fire truck. Thanks again to Yvonne and the team who co ordinated the Christmas lunch and other food that was served throughout the afternoon. Thanks to Ken and Pete for arranging many of the activities and tents and getting them there. And also to all the other members that assisted in ensuring that the day went as planned.

I travelled to Asquith, near Hornsby, on Saturday the 11th of November to attend the Driver Awareness Facilitators workshop. This was put on by the NSW and ACT 4wd Association and presented by members from Getabout Training. Was a great day to talk to other clubs as to how they undertake their own driver education and awareness courses. As the Driver Awareness is now a recognised term within the association, our recent name change from what we new as Driver Training Unit (DTU), aligns with all the other clubs within the Association. We will be undertaking new courses next year, but dates haven't been finalised as yet.

Pete Glendinning and I, attended the 4WD Association Annual General Meeting on the following Saturday, the 18th of November at the Liverpool Catholic Club. Quite an impressive new looking club with excellent facilities and conference rooms. The current committee was returned to office and the meeting concluded. Again, it was an opportunity to speak with some other members from other clubs within the association.

Our next General Meeting will be on Thursday the 14th of December at The Entrance Leagues Club. Meeting commences at 8pm with the option to attend from 6pm for those who would like to dine and chat before the meeting commences.

And finally, on behalf of all of our committee, wishing all our members and family a Merry Christmas and a safe and Happy New Year. Safe travelling to wherever your journey takes you, and look forward to seeing you all next year. No meeting in January so February will be our next meeting.

*Pete Robinson*

PRESIDENT



## FROM THE EDITOR

Welcome to the December 23' magazine and what a busy time you have all been having! From clearing out your camping gear to exploring all the corners of Australia, what an energetic bunch you all are! Plus, thank you for all the fantastic photos you have all been taking too. This magazine is jam packed with photos that just make you want to hop into the car and get out there, right this second!

A huge thank you to everyone who has written a trip report this month, also too to Faye and TC who sent in a fantastic piece about their recent trip to South Australia. It's definitely on my family's list of places to explore now.

With the season of giving upon us, now is the time of year many of us add gadgets and modifications to our vehicles. The committee have secured 10% off Suspension Concepts purchases for all club members, plus I have popped an interesting information sheet [here](#) about Modified Vehicles, originally posted by Paul Fisher on our Members Group Facebook page: Thank you Paul.

I was disappointed that I was unable to come to the Christmas party as I was in Melbourne, but my boys all had the most amazing time and made some friends too, which is always great to see. The slip and slide received special mention and was tested many times by the Phillips household. Thank you to everyone who made this possible, it was the highlight of the year for my kids!

Keep your items, stories and trips coming in to me during January, it will be fantastic to see what everyone has been doing when we return in February.

Have a wonderful break this Summer and stay safe!

*Erika Phillips*

EDITOR





Photo Courtesy of Faye Goodman

# CC4WD Club FAQs

## CLUB MONTHLY MEETINGS

Club meetings are held on the **SECOND THURSDAY** of each month at The Entrance Leagues Club, 3 Bay Village Drive, Bateau Bay at 8 pm. Visitors welcome! There is no meeting in January each year.

## COMMITTEE MEETINGS

Committee meetings are held via Zoom on the **SECOND MONDAY** after the general meeting. All welcome to attend. Contact the President for the Zoom meeting link.

## MAGAZINE INFORMATION

ALL articles and photos are welcomed by the editor and can be emailed to [editor@cc4wdc.org.au](mailto:editor@cc4wdc.org.au). Please ensure that your articles and trip reports are sent to the editor as soon as possible so they can appear in the next magazine. The cut off date for production is the last Thursday of each month.

## CLUB POSTAL ADDRESS

CC4WD Club  
PO Box 3533  
TUGGERAH NSW 2259

## CLUB WEBSITE

[www.cc4wdc.org.au](http://www.cc4wdc.org.au)

## WEBMASTER

Steve Farmer  
[webmaster@cc4wdc.org.au](mailto:webmaster@cc4wdc.org.au)

The Central Coast Four Wheel Drive Club is a member of the Four Wheel Drive NSW & ACT Association [www.4wdnow.com](http://www.4wdnow.com)

THE OPINIONS EXPRESSED IN THIS MAGAZINE ARE NOT NECESSARILY THOSE OF THE CLUB.



## NEXT GENERAL MEETING



14th December 2023

8pm

The Entrance Leagues Club  
3 Bay Village Road, Bateau Bay

OR



**Join Us  
On Zoom**

Zoom meetings are free and you can join from your computer, phone, iPad or other tablet. If you are not joining by computer, you will need to get the Zoom app before you can join a Zoom meeting.

**CLICK HERE**



ZOOM ETIQUETTE : PLEASE REMEMBER TO  
REMAIN ON MUTE UNLESS YOU ARE THE ONE  
SPEAKING



# PHOTOGRAPHS FROM NOVEMBER CLUB MEETING

Thank you to all who came!





# Central Coast 4WD Club General Meeting

THURSDAY NOVEMBER 9, 2023 - THE ENTRANCE LEAGUES CLUB

**Start time:** 8:04 pm

**Attendees:** As per attached attendance record

**Apologies:** Dave Edwards, Denis Pandich

**Visitors:** As per attached attendance record

## Minutes of the previous meeting:

**Motion:** That the minutes for the General Meeting held on (12/10/23) as published in the magazine with the amendment above be accepted:

**Moved:** Scott Good **Seconded:** Peter Glendinning **Action:** Carried

**President's Report:** **Pete Robinson**

N/A

**Secretary's Report:** **Glenn Turnbull**

Correspondence and emails received as tabled.

From	Subject	Response
Hunter Region 4WD Council	Minutes for August 23	
Mari Metzke	CTP October Newsletter	Will Post it on FB

Various	RSVPs for Christmas Party	
Paul Cashell	Question if we accept recovery gear donations	

Hard copy correspondence: N/A

Outward correspondence: N/A

**Motion:** That the inwards and outwards correspondence that will be presented in the magazine be accepted.

**Moved:** Luke Mead **Seconded:** Ken McDonald **Action:** Carried

## Treasurer's Report: Michelle Edwards

Michelle presented the following report at the General Meeting to be captured in the meeting minutes and printed in the monthly magazine:

CC4WD CLUB TREASURERS REPORT -for NOVEMBER Committee Meeting		
<b>DATE:</b>	1 November 2023	
<b>BALANCE SHEET</b>		
Investment Term Deposit		\$20,626.18
Undeposited Funds		\$90.00
Cheque account:		\$17,702.28
<b>NET POSITION</b>		<b>\$38,418.46</b>
Fun Fines		\$19.35
Donations		
Raffle		\$115.00
Membership		\$570.00
Merchandise		\$140.00
Miscellaneous		
Christmas Party		\$480.00
Social Event		
Interest		



Advertising		
<b>TOTAL INCOME</b>		<b>\$1,324.35</b>
<b>Expenses:</b>		
DTU		
Miscellaneous		
Bank Charges		\$16.26
MYOB		\$65.00
Monthly meeting		\$149.00
Lease		\$303.52
Advertising		
Club affiliation		
Membership		
Merchandise		\$280.70
Raffle		\$150.67
Annual XMas Party		\$157.37
Donations		
<b>Income :</b>		
<b>TOTAL EXPENSES</b>		<b>\$1,122.52</b>
<b>NET PROFIT</b>		<b>\$201.83</b>

**Motion:** That the Treasurer's report as presented at the meeting and reported above will be accepted.

**Moved:** Dawn Smitt    **Seconded:** Steve Turdack    **Action:** Carried

#### Bills for payment and outstanding invoices

<b>BILLS FOR PAYMENT</b>		
TO	FOR	
Michelle Edwards	pizza for meeting	\$148.00
Onya	merchandise	\$456.20
Joyce Hollins	raffle and XMas prizes	\$132.74

<b>TOTAL</b>		<b>\$736.94</b>
<b>OUTSTANDING INVOICES:</b>		
Suspension Concepts		\$515.00

**Motion:** That the Bills of payment as presented at the meeting and reported above will be accepted.

**Moved:** Leon Phillips **Seconded:** Lisa Good **Action:** Carried

## Membership Officer Report:

**Dawn Smit**

- New members were presented with their badges and stickers:
  - Ariana Janiw and Dominic Millgate
  - Caitlin Kelley

## Vice Presidents Report:

**Scott Good**

N/A

## Editor's Report:

**Erika Phillips**

I really loved reading about Paul's tough working life this month, thank you for sending it in! It would be so fantastic to have more stories like these in the magazine. If you have anything you would like to see in the magazine, you can just email me the text and pictures and I'll do the rest. For example, maybe you really love your vehicle and want to do a feature on that make and model, maybe you had a camping trip somewhere in NSW and would like to share it as a top destination for the members in time for the summer, maybe you have an interesting story to tell, a trip to the lease, whatever it is, we want to hear it.

1. Please send any for sale items, 4x4 related stories and images to my email address.
2. Closing date for December's Magazine submissions is Monday 27<sup>th</sup> November.



## Assistant Treasurer's Report: Alison Wallace

N/A

## Lease Managers Report: Ken McDonald

- Lease is going great and we are getting things ready for the Christmas party

## Driver Awareness Report: Paul Fisher

- Here is some background into the changes to the Driver Awareness Training
  - Stage 1 and 2 courses have been replaced with a basic and advanced course
  - The old stage 1 and 2 courses are equivalent of the new basic course
  - This change aligns us with other clubs and puts our training at the same level as the association
  - Both courses are over a separate Saturday and Sunday
  - Recommend doing a refresher course every 5 years
- Talk to Paul if you have any questions
- The following certificates were presented to participants of last weekend's Basic training course:
  - Caitlin Kelly
  - Collin Bradshaw
  - Leon Phillips

## Merchandise Report: Jane Savage

- Old stock is on sale – half price
- New stock is ready for order
  - Long sleeve women shirts
  - Long and short sleeve men shirts

- Singlets
  - Would the club like singlets and t-shirts?
  - There are blue and grey options
  - A poll will be set up and sent to members for some feedback

## Raffles:

## Joyce Hollins

Prizes on offer tonight include:

- Digital multi meter
- Fondu set
- Snake bite first aid kit
- Picnic set

Joyce would like to thank everyone who donated to the raffle over the past year.

## QuarterMaster Report:

## Peter Glendinning

- All going well, please contact Peter if you need anything

## Public Relations:

N/A

## NSW/ACT Association:

N/A

## General Business:

- Petee Glendinning
  - See Peter if you have anything to donate to "Doin it for Rural Aussie kids" via Jason Owen.



## Social Activities: Yvonne McDonald

- Christmas Party:
  - 42 adults and 16 kids have confirmed attendance
  - Following has been organised so far:
    - Rolls from the Dungog bakery
    - Hay bails
    - Water truck
    - Meat
  - Peter Glendinning has organised a plastic roll for the water slide
  - Lucky door prizes, a hamper and guessing competitions are running on the day
  - Prizes for:
    - Best decorated van / camper/ tent

## Items for Sale:

- Paul Fisher
  - Nissan Patrol
    - It's been well looked after
    - Talk to Paul if you are interested
- Scotty
  - Caravan levellers \$20
  - Oztrial shower tent \$30
- Tappie:
  - 400 issues of 4x4 monthly – see Tappie if you are interested
- Bev
  - 2.5 sunseeker awning, slightly stained - free

## **Trip Masters Report:**

**Lachy Thomas**

- Trips presented on the night (see the magazine for more details):
  - Leon presented last weekend's driver awareness training
  - John presented Ray's Watalgan's trip
  - Pete presented his Stockton beach trip

## **Upcoming Trips:**

- Here's a summary of the up-and-coming trips, check out the magazine for more details:
  - Ray running a trip to Longplane on 29<sup>th</sup> November
  - Christmas Party 25<sup>th</sup> November
  - Air show in Newcastle 18<sup>th</sup> and 19<sup>th</sup>, free
  - Future reccy trip with Pete and Luke is to Putty Valley adventure 4x4 park

## **Piston Broke Trophy:**

- Tappy – flatbed due to transmission issues

## **Legend of the Month:**

- Paul Fisher for all his hard work with getting the new DAF courses up and running

## **Fun Fines:**

Gold coin donations for forgotten badges and phones ringing.

## **Final Notes:**

- The next Committee meeting will be held on 18/12/23 7pm @ The Entrance Leagues Club. Contact Pete Robinson for details - all welcome to attend.
- The next General Meeting will be held on 14/12/23 at the Entrance Leagues Club and on Zoom.

Meeting closed at 9:30pm

Minutes by Glenn Turnbull

President Pete Robinson





## ☀ OUR LITTLE GUIDE TO THE FLINDERS RANGES, SA

BY FAYE & TC

**The Flinders Ranges are popular with four wheel drivers for a whole lot of reasons** – the big one being that it's one of the few outback destinations that has mountains to climb! It's also close enough for most of us to manage within annual leave periods – two very long days or three comfortable driving days will get you right into the heart of the Flinders. The closest route is via Cobar and Broken Hill, but you can also enjoy a relaxing trip across the Hay Plain and through the South Australian Riverland.

Our second visit to the Flinders was in October this year – a good time to experience some nice warm days and nights that are just cold enough to appreciate a campfire. Our previous visit was in August and the winds were a little chilly!

CONT...



## The best four wheel drive tracks

The well known [Skytrek track](#) is a magnet for most of us. Set on private property within the Willow Springs Station it winds through 80 kms of varying landscapes. From rocky plains to steep hill climbs and everything in between.

[This YouTube video](#) should get you excited!

The Bendleby Ranges is also well known for its 200km or so of four wheel drive tracks – ranging from moderate to challenging. Tyler Thompson recently posted a great episode about his adventures in the [Bendleby Ranges](#). We didn't get there but it's definitely on our list for next time.

[Argadells](#) is another place to find some challenging tracks that will take you to the highest points of the Flinders Ranges.

CONT...





## Scenic drives

Beautiful Brachina Gorge cuts through the heart of the Flinders, with majestic peaks and steep, scree covered slopes surrounding it. The gorge has some small springs which makes it a haven for wildlife and also supports some beautiful ancient gums.

The Bunyeroo Valley drive is amazing with twists turns and a new outlook around every corner.

Parachilna Gorge is another nice drive that traverses from east to west – although not quite as scenic as others.

CONT...

*Photographs: Brachina Gorge*







*Photograph: Bungeroo Gorge Drive*



## The Towns

### Blinman

A former copper mining town with some beautiful historic stone buildings including a great pub and a small general store (no fuel) You can also do a mine tour there.

### Parachilna

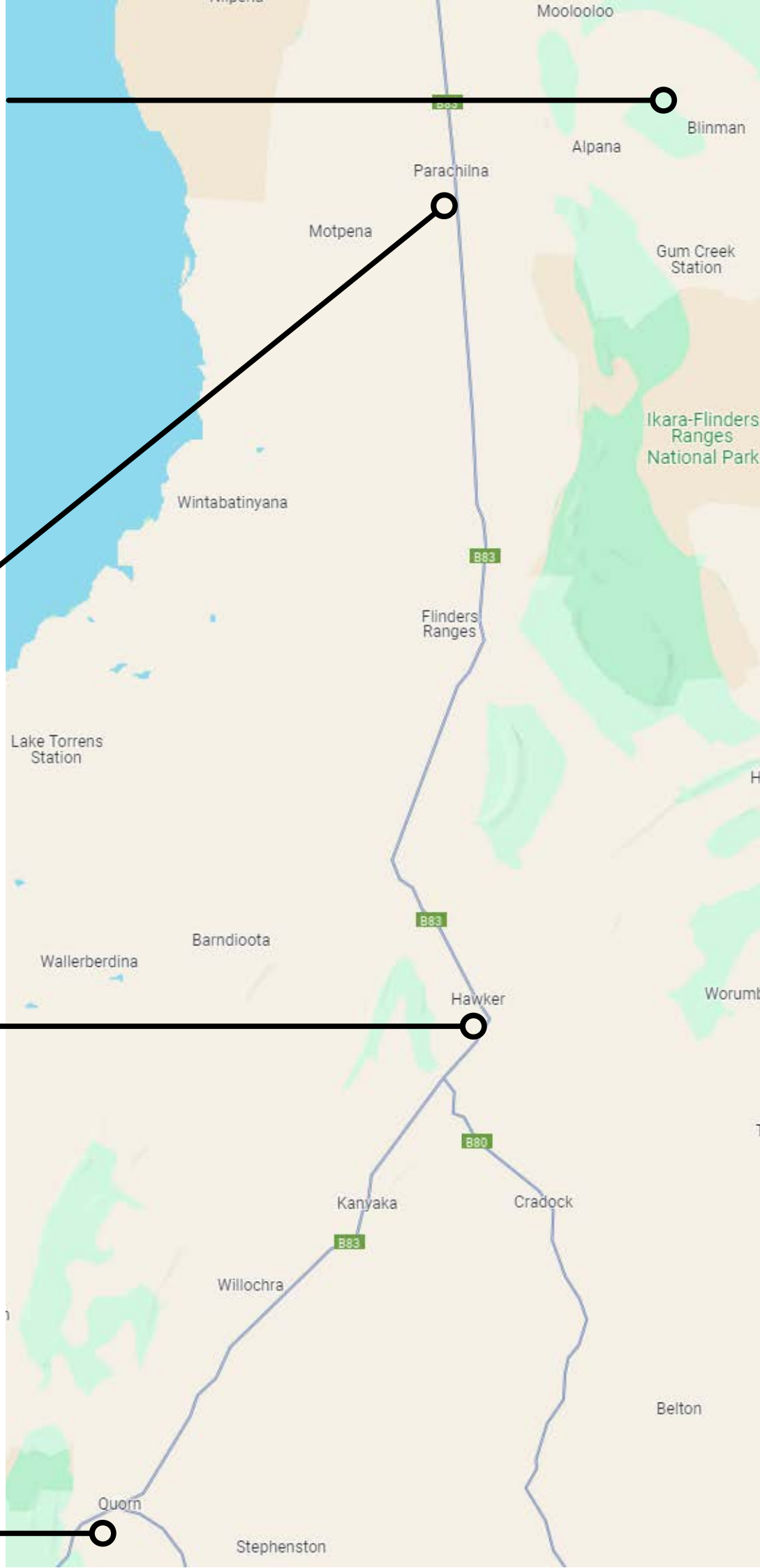
Not actually a town – really just a pub that is famous for its feral animal produce (non-feral available too!) But beware that it is closed on Mondays and Tuesdays – we missed out.

### Hawker

Is a service town with fuel, a good café, small general store and an excellent mechanic.

### Quorn

We really loved Quorn on the lower end of the ranges. It's a cute little town with a pub, a well-kept caravan park and the Pitchi Ritchie railway – which takes you on a scenic journey through the lower Flinders. It has an IGA supermarket, chemist, fuel and a number of nice coffee shops.





## History

The Flinders was settled early by South Australian standards and was quickly recognised as one of the few places in SA with reliable water and enough vegetation to sustain sheep in reasonable numbers. It is also rich in mineral wealth. Copper, zinc, gold, silver, barite and brown coal have all been mined here. You can get some amazing photos of old homestead and mining relics at the right time of the day.

Don't miss the Kanyaka Homestead ruins on the road from Quorn to Hawker a former inn with twelve accommodation rooms.

Aroona Hut is a restored outstation and is where Hans Heysson, Australian artist famed for his paintings of the Flinders, gained inspiration.

And Blinman is a photographer's paradise with its quaint stone buildings and mining structures.



*Top Photograph: Landscape around Aroona Outstation*

*Bottom Photograph: Kanyaka Homestead Ruins*

CONT...





## **Walks**

We were a bit short on time, not to mention a bit worn out from all our walking adventures in the north by the time we got to the Flinders, but if you're keen there are bush walks all over the place. If you're fit, you can walk to the top of Wilpena pound and view the vast amphitheatre formed by the erosion of a mountain range that once rivalled the Andes.

## **Geology**

Even amateurs like us with a passing interest in geology will be fascinated by the diverse nature of Flinders geology. The ranges began forming about 800 million years ago when sediment built up on an ancient seabed. About 300 million later, massive forces created a huge mountain range. More recently – about five million years ago – another time of upheaval brought large deposits of quartz, limestone and mudstone to the surface. You can still find examples of ancient rippled seabed rock and fossils of early animals and plants.

CONT...

## Places to Stay

There are plenty of campsites in the Flinders – ranging from bush camps to luxury.

The Flinders Ranges National Park has a number of campsites with drop toilets. Our favourites were Aroona (which even has spring fed water taps) and Trezona – on the banks of a wide dry river.

Wilpena Pound offers everything from resort type accommodation to campsites. We felt the campground wasn't as nice as some others though.

Rawnsley Park Station is also well known and offers powered and unpowered camping.

And we had a great night in Quorn caravan park – a great opportunity to catch up on the washing and fill the water tanks.

There are plenty of other station and national park campsite choices too.

CONT...



*Photograph: Acraman Campground, Flinders Ranges*



## Nearby Places

If you have the time, you can venture north to Arkaroola in the Gammon Ranges. It's a rugged landscape known for its geologically diverse rock formations. From there, you're not too far away from Innaminka, Cooper Creek and the dig tree of Burke and Wills fame.

Heading south, the delights of the Barossa aren't too far away. But beware the reds can be just too good to pass up!



Photograph: Bunyeroo Gorge

## More Information:

View and download this pdf on The Flinders Ranges, Eyre Peninsula and Outback 4D Tracks





# Christmas Party Pictures







From top left to right courtesy of: 1: Peter Cathie 2: Pete Robinson 3: Michelle Edwards 4: Dawn Smit 5: Dee Green 6: Dawn Smit 7: Dawn Smit 8: Dawn Smit 9: Leon Phillips 10: Pete Robinson 11: Dawn Smit 12: Pete Robinson





From top left to right courtesy of: 1: Michelle Edwards 2: Pete Robinson 3: Dawn Smit 4: Pete Robinson 5: Leon Phillips 6: Dee Green 7: Leon Phillips 8: Michelle Edwards 9: Dawn Smit 10: Pete Robinson 11: Pete Robinson 12: Leon Phillips



# ☀ WESTERN WOLLEMI TRIP REPORT

BY JOHN SMYTH



RAIN, RAIN, RAIN was the weather forecast for the four days of our trip to Dunn's Swamp. The three couples booked to camp arrived on Monday morning, with only a few sprinkles to hinder our setting up, not even enough to settle the dust. The only inconvenience was the distance between our camp sites as well as the distance from the water.

*(I have already lodged a complaint with the NSW NPWS regarding their booking procedure as there were many vacant sites near the water.)*

We spent a very pleasant three days kayaking, hiking to the Long Cave, cooling off with a swim in the river, spotting the wildlife (a musk duck, a lyre bird and a couple of brushtail possums), sitting around roaring campfires at night for a "long chat" after a game of cards and a few nibbles.







What about the 4WD drive?

Thursday dawned overcast as usual but still dry. Ray K arrived at 8.30 am, as he was coming just for the drive. Thank you, Ray, as the only current club member to attend, apart from Helen and me. With only three vehicles, we set off for Nullo Mountain and the first locked gate, which I'd arranged to be opened.

Our first stop was at the Livery Stable Cave (featuring a wall drawing of a horse – stolen by bushranger Captain Starlight?) This cave was also visited by the Lady Bushranger, Elizabeth Hickman.





Morning tea was taken at our next stop Sandy Camp Hut (built about 1937 to support spring and summer sheep grazing). Keith's Lookout gave us a magnificent 180-degree view of the sandstone cliffs and surrounding forest.

Down from the lookout for the final 5km to the park boundary. Halfway there, we came to an abrupt halt because a huge tree had recently fallen across the track. As the trunk was nearly a metre in diameter we were forced to back up to where we could complete a U-turn and, sadly, retrace our steps back to the Nullo mountain road. Fortunately, we had recorded the combination lock code, so we were able to escape! Ray headed off home and the rest of us back to camp to 'drown our sorrows'.





# ☀ **BASIC DRIVER'S AWARENESS COURSE - TRIP REPORT**

BY CAITLIN KELLY



On the 4th and 5th of November, the Basic Drivers Awareness course was held at the Lease. This was hosted by Paul with the help of David and Greg.

The weekend's goal was to learn about the safe methods and techniques when using your 4WD. As a newbie to the club and four-wheel driving, the weekend was a great way to share knowledge, socialise and experience some of the trials and tribulations of four-wheel driving in a safe and comfortable environment.

Saturday morning, Paul had the group introduce themselves and explain what they hoped to achieve by attending the course.

This was followed by a brief presentation on the internal basic mechanics of the different 4WD chassis. This was a great way of understanding what happens in the background when you press one of the fun buttons on the dash.

That summed up the “theory” of the course and was followed by the group lining our cars up and each going through the basic checks you should do before you get behind the wheel. We then ran through safely changing a tyre, Dave shared the best things to do when river crossing, we tried out hill descents and then learnt the recovery hierarchy.





We then finished the afternoon with a drive behind the lease up and over the Black Bulga State Conservation putting some of what we had learnt into practice whilst in a convoy. The conditions were perfect for a cruise through the trees (see images). At one of the breaks during the descent of the drive, Ray asked me why my brake lights didn't seem to go off. We then narrowed down that just because I preferred not to switch to low-range, wasn't a good enough reason to still be in 4WD, (noted).

We started the final lessons of the course Sunday morning with the recovery set-up for a snatch or tow. This was then put to the test with some practice in executing a safe recovery with your own and another group member's vehicles. Paul gave a perfectly executed demonstration of self-recovery in his Everest which proved that if you know

how to make your car work for you, you don't need to risk getting all the recovery gear out!

Greg showed us how to easily plug a tyre, which was followed by a debrief of all we had learnt over the last day and a half.

Overall, the course went above expectations! It would be recommended for all off-road drivers no matter the experience level and for all ages. We were encouraged to ask questions, provide feedback and have a good time learning about our vehicles in a relaxed and scenic environment.

Final thanks to Paul, David, Greg, Peter, Pete, Bob, Steve, Jane, Ron, Colin, Ramon, Leon, Ray, Chris and Scott for making my first CC4WD trip so enjoyable. I'm sorry to tell you all, it will not be my last!

*Photograph Courtesy of Leon Phillips*





# COAST 2 COAST

BATTERIES

- All sorts of Batteries
- **HULK 4x4 Accessories**
- Dometic Fridges
- Auto Electrical Accessories



**02 4339 4771**

[www.coast2coastbatteries.com.au](http://www.coast2coastbatteries.com.au)



Unit 2 / 236-238 Manns Road  
West Gosford 2250



## This is Club 4X4 Country

You have arrived.

You took that red dirt track, wheeled your way through the mud and battled the bulldust.

You find yourself a nice secluded patch to set up camp for the night, or maybe two - who knows. The awning is out and the rooftop tent is ready to lay your head later that night. The campfire is roaring and the Milky Way is beaming down at you. This is what it's all about right? Well you're not alone, this is what we're about too.

How often have you found yourself in this setting and considered what you would do if the worst were to happen to your kitted out 4X4? Take a moment to do that - we'll wait.

Would your insurance payout allow you to rebuild this dream? If your rig burnt to embers that night, how much would you be covered for? If you had an accident on that red dirt track, would your insurer cover you for driving there?

If you're not sure, head on over to Club 4X4 country, we understand what you need.

Visit **CLUB4X4.COM.AU** or call **1800 CLUB 4X4** for a quote



\*An excess of \$500 will be applied to a claim under this cover, with a maximum of two (2) claims per policy year. A maximum limit of \$1000 also applies to any individual item. Read the PDS for more detail. \*\* This Additional benefit is subject to an excess of \$200 which will be applied and this benefit is limited to one (1) claim per policy period. Club 4x4 Pty Ltd is an Authorised Representative of the insurer, The Holland Insurance Company Pty Ltd, AFSL 241436. Any advice provided is general only. Consider the PDS at [www.club4x4.com.au](http://www.club4x4.com.au)






## PLAN YOUR OWN CLUB TRIP

- Phone any club member that has run a trip previously, they'll love helping you
- Look at trip reports and trip notices in old magazines for ideas
- Watch YouTube videos about four wheel drive trips
- Look at other 4WD club websites
- Look at the list of previous club trips on the following page for inspiration

**THE CLUB WEBSITE HAS LOTS OF INFORMATION ABOUT HOW TO LEAD A GREAT TRIP.**



The club website has a member's only page with documents and information for club members only?

Contact any member of the committee for the password.

*Photograph Courtesy of Dawn Smit*





## TRIP BOOK-IN PROCEDURE

Please familiarise yourself with these procedures to avoid any frustration

1. You must personally book in
2. If you book in early you must confirm that you still intend going no later than two weeks before the trip. If you do not confirm, your position will be re-allocated
3. If you are unable to attend please notify the trip leader as soon as possible so that someone else has the opportunity to fill the position
4. It is YOUR RESPONSIBILITY to contact the trip leader the night before the trip. This will enable you to confirm your attendance, and also check that the trip hasn't been affected by weather conditions

## TRIP CLASSIFICATION CODES

A. This class of trip is considered to be extremely difficult. Participants will have to be experienced at travelling over difficult terrain. An amount of winching and/or towing will almost definitely be required. Participants will be required to bring along basic recovery equipment. The trip leader will have the right to reject a request to go from someone who is considered under experienced.

B. This class of trip is considered to be a moderate to difficult trip. An amount of winching and/or towing will almost certainly be required. Under extreme weather conditions, this trip could develop into a class A trip.

C. This class of trip is considered to be a moderate trip. Various sections of this trip will require cautious driving in order to negotiate your way. In most circumstances winching and/or towing will not be necessary.

D. This class of trip is considered to be a relatively easy trip. It is unlikely that any winching and/or towing will be required.

E. This class of trip is considered to be very easy. Little or no four wheel driving will be required and these trips usually consist of easy to reach base camps, scenic tours, social events, etc.

**IMPORTANT NOTE: ALL B AND C TRIPS YOUR VEHICLE MUST BE ABLE TO ENGAGE LOW RANGE.** These classifications codes are a GUIDE ONLY. The code designated to a trip can change from the time of designation to the actual time of the trip. Although every attempt is made to ensure that an accurate class is given to each trip, members should be sure for themselves that they are capable of handling the type of trip they have chosen. If in doubt consult the trip leader, and they will advise you whether you and your vehicle are suitable.



*Photograph Courtesy of Shane Tapscott*

## **CONVOY PROCEDURE**

- Trip leaders to remind all drivers about convoy procedure before moving off
- Trip leaders to check that everyone on the trip has enough water, fuel, recovery gear and food
- Trip leaders to inform all participants of the radio channel (and alternate radio channel in the event of too much interference on the first channel) to be used and ensure everyone can hear them before moving off
- The trip leader will appoint a “Tail End Charlie” who always travels at the back of the convoy. Their job is to acknowledge and confirm all communication from the trip leader and ensure all vehicles are on the road whenever setting off
- Trip leaders to let Tail End Charlie know the state of any gates (whether open or closed) and Tail End Charlie must leave them in the same state they were found in
- Trip leaders to advise all participants of upcoming turns/hazards etc and make sure the Tail End Charlie has acknowledged any communication
- Do not drive in a manner or at a speed that could endanger yourself or any another participant
- If driving through steep or hazardous terrain always ensure the vehicle in front has passed through the hazard/steep section before you proceed and pay particular attention to the vehicle behind you, to ensure they’ve safely navigated the hazard
- Make sure you maintain visual contact with the vehicle behind you. At intersections, stop and wait until the driver behind acknowledges they’ve seen the turn
- If you need to leave the convoy, you must let the trip leader know
- If the convoy gets too spread out, the trip leader can appoint someone to be a relay between the trip leader and Tail End Charlie
- If a recovery is necessary, the trip leader will take control and delegate if necessary. If you’re not directly involved, make sure you stay well away from the recovery
- When in convoy, stay in your designated position. Eg: 4th car in the convoy. Do not overtake the vehicle in front without their permission
- Do not reverse or drive in the opposite direction to other vehicles in the convoy
- Always drive with headlights on
- Although the preferred communication is by radio, if you can’t contact other drivers via radio, you should flash your headlights
- Using radios to communicate doesn’t replace the need for convoy procedures to keep everyone safe and on the right track





## **SAFETY FOCUS: MODIFIED VEHICLES**

Modifying a vehicle can affect the operation of critical systems which keep people safe on our roads may also impact compliance with Australian Design Rules (ADR).

"Under the Road Transport (Vehicle Registration) Regulation 2017, it is an Offence to significantly modify a vehicle in a manner that results in the vehicle no longer complying with ADRs." explains Leigh Grant, Manager Vehicle Technology.

"When significantly a vehicle, it must be certified through the Vehicle Safety Compliance Certification Scheme (VSCCS) by a Licensed Certifier to ensure ongoing compliance with ADRs."

"Significant modifications that have not been approved by a VSCCS certifier can lead to unsafe vehicles on Our VSCCS Licensed Certifiers play a critical role in ensuring only compliant and safe are registered."

## **More On Next Page**





Vehicle Standards Information Sheet 6 (VSI 06) provides information to determine when a modification is significant and requires certification. Some common signs Of a significant modification are:

- Suspension height changes by more than one third of the manufacturer's suspension travel or by greater than 50mm
- Replacement of tyres that change overall diameter by more than seven per cent or increase the tyre width by more than 50 percent over the vehicle manufacturer's largest option (off-road tyre)
- Fitting Of or superchargers not originally offered by vehicle manufacturer or increasing the original Output by than 20 per cent
- Fitting non-original intake Or exhaust systems which may impact emissions or noise levels compliance with ADRs (e.g. removing an exhaust's catalytic converter)
- Modifying the structure of the vehicle. Including roof, body, seating capacity, wheel tubs or chassis
- Altering or substituting original equipment seating. steering wheel removing/disabling SRS (airbag) systems.

If a vehicle is found with an uncertified significant modification. this contravenes both the Regulation and the AIS rules and vehicle can be issued with a defect and penalty notice if found to have significant modifiactions that are not covered by a valid certificate.

If you that a vehicle has been significantly modified, you can:

- talk to the registered vehicle owner to determine if the vehicle is certified. and
- consult the AIS Business Rules and the resources provided (VSI 06) to determine if action needs to be taken.

For any concerns in relation to compliance of a significantly modified vehicle please email [vehicle.safety@transport.nsw.gov.au](mailto:vehicle.safety@transport.nsw.gov.au)



## TRIP NOTICES

First of all, a big thanks to you for running a trip! We appreciate that there is a lot of planning and thought which goes in to leading a trip.

When you are writing up your trip report to be advertised in the magazine, please include the following details:

**Trip Leader:** Name and contact details

**Where to meet:** Include as much detail as possible including the time

**The location of the trip:**

**The Grade of the trip:** Please refer to the Trip Classification codes

**Vehicle limit:** the maximum number of vehicles permitted on the trip

**What to bring:** Please be detailed here eg: food and water requirements, a bag of firewood, full tank of fuel, recovery gear, swimmers

**Minimum requirements:** Eg: must have completed stage 1 or 2 driver awareness, snorkel, recovery points, working UHF radio, winch

**Costs:** Please note here if there are any costs involved. Eg: camping fees, museum or entry fees, booking fees, meals, accommodation etc

Please then write a summary of the trip so people know whether the trip would be suitable for them. Include where you'll be heading, where'll you camp/stay, any highlights/points of interest along the way, then conclude with how, when and where the trip will finish up.

Another fantastic addition to any trip notice are some photos you have taken on previous trips to showcase some of the highlights of the trip. Please do not leave this up to the editor to include any photos.

Once you have all the details in your trip notice, please email in Word or Publisher format to

tripmaster@cc4wdc.org.au so the Trip Master can log the trip AND to editor@cc4wdc.org.au so it can be included in the next magazine.



# TRIP REPORTS



Photo Courtesy of Craig Green

There are written and verbal trip reports for each Club trip undertaken. At the beginning of each trip, the Trip Leader will request a volunteer for the written and verbal reports. Usually, the last person to turn up to the meeting place is assigned the coveted job of writing the trip report for the magazine.

## HOW TO SUBMIT A TRIP REPORT

- Take notes as you travel and take lots of photos along the way
- When you get home, type up your report in Word or Publisher and include your photos in the document.
- If you prefer to send your photos separately, please label your photos with the location and
- names of people etc.

Please upload your photos to Google Drive, OneDrive, DropBox or a similar file sharing service and email the link with your Word or Publisher document to [editor@cc4wdc.org.au](mailto:editor@cc4wdc.org.au).

You can always refer to past magazines for examples of how a trip report is written. If you have any questions at all, please email the Editor at [editor@cc4wdc.org.au](mailto:editor@cc4wdc.org.au)



100% Market Coverage



Cheapest Price Guaranteed



Everything You Need to Know

easy. done.



# YOUR ONLINE PARTS SPECIALISTS

Thousands of 4WD spare parts available - go online now and save!



**VISIT OUR  
EXCITING NEW  
ONLINE STORE  
NOW!**

*Check out how  
easy it is to order*

Your online parts supermarket, visit us NOW at

**www.allfourx4.com.au**

All Four x 4 Spares  
Toyota Landcruiser  
Toyota Hilux 4WD  
Land Rover  
Range Rover  
Jaguar  
Other Makes  
Terms and Conditions

Product Search

Search term

Advanced Search

Please click here to return to  
All Four x 4 Spares  
main website

**Specialist Parts Suppliers for LAND ROVER • TOYOTA • NISSAN**



**Welcome to All Four x 4 Spares Online Store**

All Four X 4 Spares has been providing the 4WD community with superior service and cost effective options for over twenty five years. We can offer savings by direct importing ourselves while focusing on quality recognised brands so quality is not compromised.

**Featured Products:**



Shopping basket

Your shopping basket is empty.

PayPal

MasterCard Visa American Express Discover

Sign in

User name

Password

Sign in

Forgot your password?

Register

Contact Us

All Four x 4 Spares  
6 McDougall Street  
Kotara NSW 2289

t: 02 4957 1117

e: please click here

**TOYOTA • LAND ROVER • RANGE ROVER • NISSAN**

**For Parts, Service & Repairs we are your 4WD Specialists**



**Open Mon to Fri 8am - 5pm, Sat 8.30am - 12noon**

**6 McDougall Street, Kotara NSW 2289**

**WEB: www.allfourx4.com.au • EMAIL: sales@allfourx4.com.au**

**FAX: 02 4957 3237 • CALL: 02 4957 1117**

- PARTS - NEW, USED & RECONDITIONED
- EXCHANGE DIFFS & GEARBOXES
- EXCHANGE STEERING COMPONENTS
- ENGINES & CLUTCHES
- TRANSFER CASES
- BODY PANELS & BODY GLASS / WINDOWS
- FULLY EQUIPPED WORKSHOP
- SELF SERVE PARTS SUPERMARKET
- HUGE RANGE - OVER 50,000 PARTS!
- FILTER KITS
- BEARING KITS
- CV JOINTS & AXLES
- CALIPERS & DISCS
- SUSPENSION PARTS
- EVERYTHING YOU NEED!

**Orders sent  
Australia wide  
CALL US NOW!**



**ALL Four x 4 Spares • Service • Dismantling**





## WE-LEASER MAINTAINANCE ROSTER

# 2023

# 2024

Jan	MYSTEIRE EGAN AND SEAN DU TOIT	LEON & ERIKA PHILLIPS	Jan
Feb	SCOTT AND LISA GOOD	ASH ASHLEY	Feb
Mar	MEL AND BEN GALL	LACHY THOMAS	Mar
Apr	BILL AND DIANNA MCCONVILLE	CHRIS NEWBOULD	Apr
May	HARVEY LOPEZ AND ALMA THOMPSON	JANE SAVAGE & STEVE TURDACK	May
Jun	JIM AND LISA O'DONOGHUE	ALAN & MEREDITH MORTEN	Jun
Jul	VICKIE DORAN AND NEIL PEARSON	ALAN BOOTH	Jul
Aug	ANNA AND DAMIEN ERICKSON	DAVE & MICHELLE EDWARDS	Aug
Sep	LACHY AND LIZ THOMAS	SCOTT & LISA GOOD	Sep
Oct	DAVE AND ALISON WALLACE	JAN & DAN GRAHAM	Oct
Nov	CRAIG AND DEE GREEN	PETE ROBINSON	Nov
Dec	PAUL AND JO KELLY	RAY HILL & LINDA SEYMOUR	Dec

We have filled the 2024 roster! Thank you to everyone who has volunteers to keep the lease in good condition.

Any questions?

Contact Ken or Von on 4358 1357 or [kenandvon5@bigpond.com](mailto:kenandvon5@bigpond.com)



Photos Courtesy of Leon Phillips

## **WE-LEASER FOR MEMBERS**

We-Leaser is for use by Financial Club members and their Family.

Visitors must have a club member with them.

Please follow the guidelines set out in the following pages, including signing in and out on the forms provided in the café.

Remember, no pets at the lease, don't feed any of the farm animals, or wild animals and please be conscious of turning off the gas bottles after you use the gas





## **GUIDELINES FOR USE OF WE-LEASER**

These guidelines have been prepared in conjunction with the property owner and reflect the club's ethics to ensure that everyone enjoys their time at the property.

- Everyone is expected to treat the property with care and respect.
- Club members must accompany any visitors for duration of stay.
- You must sign in on the forms provided as soon as you arrive. Sign in forms are located in the box attached to the pole inside the café.
- Always check current fire restrictions for the area before lighting a fire. Make sure that the fire is properly extinguished before the last person goes to bed and/or before leaving the property.
- Please use the established firepit to avoid fire burns all
- Rubbish must all be taken home with you.
- We only lease the 30 acres around the camping area. Please do not drive to any other parts of the property.
- Motor bikes and any unregistered vehicles are not allowed on the property. We aren't insured for these, and our lease doesn't allow it.
- Don't feed the animals on the property.
- When-ever possible, replace firewood you use with timber from outside the property. Do not collect fire-wood from the property.
- The tanks on the property collect rainwater and are not for drinking. They may also be empty if it hasn't recently rained, so please always carry your own water.
- When using the barbecue or the burners, please turn off the gas at the bottle as soon as you finish cook-ing, otherwise it will leak. If the gas bottles are empty, there are 2 options:
  - Pay to get them refilled and request reimbursement by emailing a copy of your receipt and bank de-tails to the treasurer at [treasurer@cc4wdc.org.au](mailto:treasurer@cc4wdc.org.au)
  - Use our account at the garage at the top of the town as you come in (contact the lease manager for how to use our account if using this option). If using this option, please remember to email a copy of the invoice provided to you to [treasurer@cc4wdc.org.au](mailto:treasurer@cc4wdc.org.au)
- No domestic animals or pets are allowed
- Before you leave, please check the following:
  - Double check the gas is off at the bottle to ensure no leakage
  - Make sure the café gates are closed so livestock can't get in and make a mess
  - Make sure the toilet and shower doors are closed.

## KNOW YOUR LEASE

**Front Entrance** - The entry to the Lease from Main Creek Road. (thru gate marked by a Black Sign with a White Circle on it)

**Lease Road** - Dirt road that runs from the Lease Entrance thru Carowiry Creek. From the creek it then runs across The Lower Camp Site and up to the Middle Camp Site. From the Middle Camp Site it then runs up past The Top Track to the Back gate

**Carowiry Creek** - Name of Creek at entrance to Lease.

**The Lower Camp Site** - First Camp site nearest to creek.

**Middle Camp Site** - Camp Site on which The Rosebud Café is located.

**Top Camp Site** - The Camp site which is located at the top of the hill next to the Storage Sheds and the Toilets.

**Rosebud Cafe** - Under cover B,B,Q / Kitchen Area. (Named many years ago when some children hung a bunch of plastic Rose flowers on to one of the Canteen support poles. (they are still there today)

**Stairs** - Run from canteen down to The Bottom Camp Site

**Woodstock** - Name given to the shed where wood is stacked.

**Storage Sheds and Toilet Amenities** - Located on hill 50m South of the Rosebud Cafe.

**The Top Track** - The North to South track that cuts across the top of the Lease.

**Back Gate** - Rear entrance to the Lease. ( Entrance to Black Bulga State Forest area)

**Wallaby Dam** - A small dam located on the Northern Side of The Lease Road and halfway to The Back Gate.

**Frog Hollow** - Area of dense, dark forest which starts at the beginning of Walk 1 and runs thru to the 1.2.3. sign at the beginning of Cow Gully. (Maps of Lease Walks and instructions are found in the Lease Walks Log Book in the info cupboard.)

**Cow Gully** - The gully which acts as a water course for the Southern side of The Lease and runs from The Top Track down to Carowiry Creek.

**Memorial Lookout** - Small area dedicated to the memory of those that have passed. (Located 50m South of Back Gate)

## REMEMBER

It is not safe to camp underneath Gum Trees as they often shed branches.

Due to the agistment of stock on the Lease please leave all gates on the Lease as you find them.





### Lovells GVM/GCM Upgrades

- Increase Towing Capacity
- Increase Vehicle Loading
- Lift Kits & Rebushing
- Australian Made & Designed
- Drive in, Drive Out Service
- Engineering Support & Advice



Suspension Upgrades.  
Wheel Alignment  
Suspension Lifts Kits.

GVM/GCM 4WD Kits  
Re bushing suspension  
Adjustable Pan Hard Rods



# 10% OFF

10% off for  
**CC4WDC  
Members**

2/2 London Drive  
Wyong

0243 512 659

[sales@suspensionconcepts.com.au](mailto:sales@suspensionconcepts.com.au)

Another Australian Steel Building by



**SHEDS. MADE. TOUGH.**

**SHEDS.  
GARAGES.  
KIT HOMES.  
PATIOS.  
STABLES.  
BARNES.**

*By locals for locals*



Colorbond®

**02 4322 0351**

**[www.shedsnhomes.com.au](http://www.shedsnhomes.com.au)**

## CLUB EQUIPMENT AVAILABLE FOR LOAN TO MEMBERS



### **Are you having a get together, party or going on a trip?**

The CC4WD Club has equipment which is available to go on loan to its Members

Some of this equipment includes:

- Fold up tables (located at the lease)
- A portable gas barbeque
- Gazebos
- Eskies
- And lots more...

For a more detailed list of all equipment, please see Members Page on the Club Website.

Should members wish to borrow this equipment please contact our Club Quartermaster — Peter Glendinning on 0407 201 120.

Please be aware that it is the Quartermasters role to store and issue equipment and NOT to deliver it or clean it. Please ensure anything returned to Pete is clean and let him know if it is faulty or broken.







## CLUB MERCHANDISE



### **How to purchase club merchandise**

You can purchase your club merchandise at general meetings or you can email our merchandise officer and have your items posted to you.

### **If purchasing by email:**

Make sure you include full details including your size where relevant.

Contact Jane— 0422 021 179

Email— 03jane68@gmail.com

Make payment to the club account – (purchase price plus \$10 postage)

The club bank account details are:

Account name: Central Coast Four Wheel Drive Club Incorporated

BSB: 082 620

Account: 622378649

See the full list of merchandise on the following page.

Club clothing is a great way to promote our club  
and show your support for responsible 4WDiving  
and the clothing is good value.

## CLUB MERCHANDISE SHOP

Contact: Jane Savage – email–03jane68@gmail.com

<b>Jacket</b> (polar fleece with emblem)		<b>\$40.00</b>
<b>Green sleeveless vest</b> (polar fleece with emblem)		<b>\$35.00</b>
<b>Club Shirt</b> (with Embroidered Club Logo)		<b>\$30.00</b>
<b>Long Sleeve Bisley Shirt</b> (with Embroidered Club Logo)		<b>\$45.00</b>
<b>Optional Extra</b> (with first Name only)		<b>\$POA</b>
<b>Wet Weather light-weight Jacket</b> (with Embroidered Club Logo)		<b>\$POA</b>
<b>Extra name plate badges</b> (new style)		<b>\$10.00</b>
<b>Baseball Caps</b> (with Embroidered Club Logo)		<b>\$15.00</b>
<b>Floppy Hats</b> (like Cricket hats with Embroidered Club Logo)		<b>\$18.00</b>
<b>Beanies</b> (with Embroidered Club Logo)		<b>\$15.00</b>
<b>Scarves</b> (with Embroidered Club Logo)		<b>\$18.00</b>
<b>Stubby Holders</b> (with Logo)		<b>\$5.00</b>
<b>Club Stickers</b>		<b>\$5.00</b>
<b>CC4WD Club Windscreen Stickers</b>	Large	<b>\$20.00</b>
<b>CC4WD Club Windscreen Stickers</b>	Medium	<b>\$12.00</b>
<b>CC4WD Club Windscreen Stickers</b>	Short	<b>\$8.00</b>

OUR WINDSCREEN STICKERS ARE MADE BY ONE OF OUR CLUB MEMBERS, CHRIS  
NEWBOLD AND DONATED TO THE CLUB. THANK YOU CHRIS!



# DO THE HIERARCHY OF RECOVERY

INCREASE IN RISK

Snatch

Kinetic recovery with a high potential for injury or damage

Winching\*

Dynamic recovery with moderate potential for injury or damage

Tow

Zero kinetic recovery with low potential for injury or damage

Recovery Boards

Reduced risk recovery with low potential for injury or damage

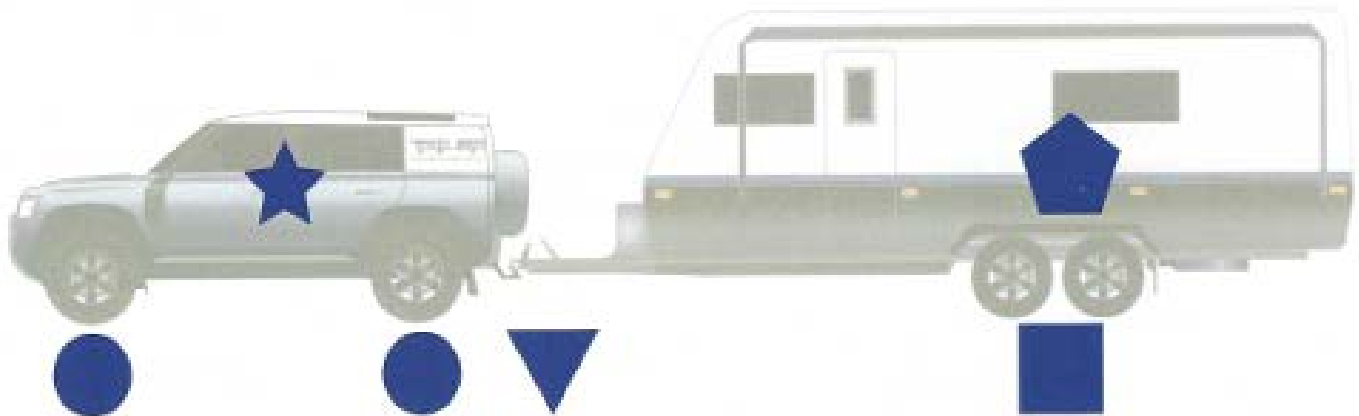
Shovel

Track Building  
Vehicle Preparation

Minimal risk recovery with extremely low potential for injury or damage

# Know your Weights

**TOW-ED**  
EDUCATION FOR THOSE WHO TOW



**VEHICLE TARE WEIGHT** (Unladen weight | No payload)



**GROSS VEHICLE MASS** (GVM or max legal weight)  
(Vehicle tare weight + max vehicle payload)



**TOW BALL MASS** Downward mass applied to tow vehicle  
(to be calculated into gross vehicle mass)



**TRAILER TARE WEIGHT** Unladen weight | No payload



**AGGREGATE TRAILER MASS** (ATM) Trailer tare weight + max trailer payload



**GROSS TRAILER MASS** (GTM) Trailer tare weight + max trailer payload excluding tow ball mass



**GROSS COMBINED MASS** (GCM)  
(Gross vehicle mass + tow ball mass + gross trailer mass)



Supported by the





# Loading Your Vehicle and Caravan

## Everything you pack weighs something

To determine how much you can pack, or your pay load, everything that is additional to the TARE mass of your caravan, plus everything you have packed must be weighed.

## Don't overload your caravan

This table shows example weights of various items that may be part of a caravan's payload along with the caravan's tare and maximum carrying capacity to demonstrate how to measure the safe carrying capacity.



Maximum carrying capacity: **2500kg**

Caravan TARE: **2100kg**

Maximum pack weight **400kg**

What you pack, or your payload, must not exceed the lowest tow capacity of your towbar, towing vehicle, tyre capacity or caravan ATM.

### Holiday Pack

Luggage = 30kg  
Cutlery = 3kg  
Crockery = 10kg  
Pots and pans = 11kg  
Barbeque = 25kg  
Groceries = 35kg  
Cleaning supplies = 7kg  
Broom = 2kg  
2 x sheets = 5kg  
2 x pillows = 2kg  
2 x blankets = 6kg  
2 x bicycles = 30kg  
Outdoor seating = 15kg  
Outdoor table = 10kg  
**TOTAL = 191kg**

### Vehicle Extras

Awning = 30kg  
Air conditioner = 35kg  
Caravan TV = 7kg  
Spare tyre = 25kg  
2 x mattresses = 45kg  
Gas bottle = 25kg  
100L water = 100kg  
**TOTAL = 267kg**

**Total = 458kg**  
(58kg overweight)

## ADDITIONAL WEIGHTS\*

### Vehicle Extras

#### additional to TARE

90kg Steel bullbar  
55kg Alloy bullbar  
40kg Plastic bullbar  
30kg Winch bar  
50kg Full roof cage  
8kg Roof racks  
10kg+ Side awning  
24kg 50L fridge (empty)  
35kg 75L fridge (empty)  
75kg 2man rooftop hard shell  
65kg 4man rooftop tent  
30kg Second battery  
35kg Single slide draws  
70kg 2 slide draws  
22kg 20L jerry can (full)  
35kg Side steps

### Caravan Extras

#### additional to TARE

35kg Air conditioner  
7kg Caravan TV  
25kg Spare tyre  
30kg Awning  
45kg 2 mattresses  
25kg Gas bottle  
100kg Water  
40kg Annex floor/sides  
10kg Hoses  
10kg Ramps/chocks

\* Also consider the extra weight you may accumulate while travelling, grey water tank, cassette toilet waste, items you pick up along the way.

\* Weights are indicative only. Actual weights may vary.

### Holiday Pack

#### additional to TARE

30kg Luggage/clothing  
3kg Cutlery  
10kg Crockery  
11kg Pots/pans  
35kg Groceries  
15kg 24 beers  
4kg 4L wine  
7kg Cleaning supplies  
4kg Broom/vacuum  
15kg Sheets/towels/linen  
25kg Barbeque  
15kg Outdoor seating  
10kg Outdoor table  
30kg 2 bicycles



## FIRST AID KIT - BASICS

With increasing interest in the recent Bush First Aid course run by Sue from Express First Aid, I thought it would be good to examine what is available, what should a first aid kit contain, and where to purchase a recommended one.

### What's required?

Carrying a First Aid kit within your vehicle is a must when driving remotely and recommended on all club trips. But what should your kit contain? Most have a collection of plasters, bandages and other first aid bits and bobs, but does it contain what is needed for trips out bush? Below are some of the contents a BASIC first aid kit should contain, but more is recommended for camping and 4WDing, customising your first aid kit depending on the activities you do.

A basic first aid kit checklist might include:

- crepe bandages of varying widths
- hypoallergenic (skin) tape
- triangular bandages
- adhesive dressing strips (such as band aids) in different sizes
- gauze swabs
- combine dressing pads (10cm x 10cm)
- non-stick dressing pads (7.5cm x 10cm)
- sterile eye pad ▪ alcohol swabs
- stainless steel scissors (sharp/blunt) 12.5cm
- disposable gloves
- stainless steel pointed splinter forceps (tweezers)
- shock (thermal) blanket
- safety pins
- notepad and permanent marker
- sterile saline tubes/sachets
- disposable resuscitation face shield
- antiseptic skin swabs
- stop itch cream
- first aid booklet





Which channels to use  
and avoid

## UHF RADIO CHANNELS - AUSTRALIA

UHF (Ultra high frequency) radios are a commonplace accessory the vast majority of 4WDers use for general convoy communication on highways and tracks. It is important to remember that UHF transmissions are not private communication and anyone within range will hear your conversation so some simple etiquette is important. The UHF radio is a must have when going on 4WD trips. Below are the list of channels you should and shouldn't be using.

### Acceptable UHF channels and their usage:

Channels 9, 12-17, 19-21 24-28, 30, 39, 49-60, 64-70, 79 and 80: General chat channels

Channel 10: 4WD Clubs or Convoys and National Parks

Channel 18: Caravanners and Campers Convoy Channel

Channel 40: Australia Wide road safety channel used primarily by truckies and oversized load pilot vehicles

Channel 29: Road safety channel Pacific Hwy/Mwy (NSW & QLD)

Channels 1-8 and 41-48: Repeater/Duplex channels (output)

Channels 31-38 and 71-78: Repeater/Duplex channels (input)

### Legally restricted channels

Channel 5 and 35: are for **emergency use only**

Channel 11: is the 'call channel' - a general meeting channel for when communication has been lost. Once communication is established you should quickly move to another general chat channel.

Channel 22 and 23: to be used for telemetry and telecommand automated communications only. Packet data and voice transmissions are not permitted

Please note: As at July 2020, the on the spot fine for misusing the emergency channels is \$444 OR up to 2 years imprisonment (for an individual) OR up to \$333,000 fine for all others. If the misuse interferes with an emergency call, these penalties increase to up to 5 years imprisonment for an individual OR up to \$1,110,000 fine for all others. These penalties are set to increase every 3 years from 1 July 2020.

(Ref. Radiocommunications (Citizen Band Radio Stations) Class Licence 2015 (Cth) and the Radio Communications Act 1992 (Cth))

# BUSH FIRE SAFETY NSW: A GUIDE FOR 4X4 ENTHUSIASTS

New South Wales (NSW) is a stunning destination for 4x4 enthusiasts, offering diverse landscapes and off-road adventures. However, the Australian summer can bring bush fires that pose a significant risk to both your safety and the environment. In this article, we will focus on bush fire safety specific to NSW and provide you with valuable resources to stay informed and prepared.

## Understanding Bush Fires in NSW

NSW is known for its bush fires, with conditions becoming particularly hazardous during the hotter months (November to February). Familiarising yourself with the following information will help you navigate the NSW bush fire season safely.

## Check the NSW RFS Website

The New South Wales Rural Fire Service (NSW RFS) provides essential information on current fire conditions, fire danger ratings, and the latest fire incidents in the region. Their website is an invaluable resource for staying updated on fire-related matters.

[www.rfs.nsw.gov.au](http://www.rfs.nsw.gov.au)



## Fires Near Me App

The "Fires Near Me" app is a must-have for every 4x4 enthusiast in NSW. It provides real-time information about fires, including their location, size, and containment status. The app is available for both Android and iOS devices.



Download the "Fires Near Me" app: [Android](#) | [iOS](#)

## Have a CB Radio

Being able to contact others in an emergency and listen to road safety channels will help you stay up to date with current information.





## Preventative Measures in NSW

Preventing bush fires is the best way to ensure your safety while exploring the beautiful landscapes of NSW. Here are some preventative measures tailored to the region:

### Observe Total Fire Bans

NSW often declares total fire bans on days of extreme fire danger. These bans restrict activities that could ignite a fire, such as campfires and barbecues. Always check the current status on the NSW RFS website or app.

### Vehicle Maintenance

Regular vehicle maintenance is crucial to minimise the risk of sparking fires on the trails. Pay special attention to your exhaust system, brakes, and tires. The NSW 4WD Association offers helpful tips on vehicle maintenance and safety.

[4wdnow.com](http://4wdnow.com)



**Fires Near Me NSW**  
Download now.

NSW GOVERNMENT

NSW RURAL FIRE SERVICE

Download on the App Store

Download for Android



## **Response to Bush Fires in NSW**

In the event you encounter a bush fire while off-roading in NSW, knowing how to respond is essential. Here's what you should do:

### **Stay Informed with Fires Near Me**

The "Fires Near Me" app is an excellent tool to stay updated about fire locations and emergency alerts in real-time. Make sure to keep it installed and frequently check it during your 4x4 adventures.

### **Plan for Evacuation**

Prior to embarking on your 4x4 trip, develop a clear evacuation plan with your group. Identify escape routes and meeting points, and ensure everyone knows what to do in an emergency.

### **Conclusion**

4x4 enthusiasts in NSW have a unique opportunity to explore some of Australia's most breathtaking landscapes. However, bush fire safety should always be a priority.


By staying informed through the NSW RFS website and the "Fires Near Me" app, following preventative measures, and having a well-thought-out response plan, you can enjoy your adventures while preserving the environment and ensuring your safety.

Let's continue to be responsible stewards of the land and make the most of our off-roading experiences in this beautiful region.



# CLUB MEMBER'S ADVERTISING PAGE

Do you have your own business and  
want to share it with other club  
members?



**Coastal  
Automotive  
Enterprises**  
*"For a better class of mechanical needs!"*  
[www.coastalautoenterprises.com.au](http://www.coastalautoenterprises.com.au)

**Troy Bennett**  
**2/7 ACE CRESCENT**  
**TUGGERAH NSW 2259**  
**PHONE 02 4352 2044**  
**MVRL 49709**  
[service@coastalautoenterprises.com.au](mailto:service@coastalautoenterprises.com.au)

Please contact [editor@cc4wdc.org.au](mailto:editor@cc4wdc.org.au) if you're a member and would like to advertise your business in the club magazine — it doesn't have to be four wheel drive related.

Cost is \$80 per year.

Everyone wants to deal with someone they can trust, so if you need a hairdresser, a plumber, a bookkeeper or any other service, it will be great to contact a fellow club member for assistance. If you have a logo or a website we can add that to your listing.



**EMAIL EDITOR@CC4WDC.ORG.AU WITH YOUR  
ITEMS YOU HAVE FOR SALE!**



## **Powertech Plus 15A Intelligent 6V/12V/24V Battery Charger**

**Unused (New \$150)  
For Sale \$30**

**Contact:**

**John Smyth  
0429 700 509**

- **Rough It Dome Tent & Pole Repair Kit - \$20**
- **Cougar Self Inflating Mattress - \$20**

**Contact:**

**John Smyth  
0429 700 509**



## **Himalaya Canvas Tent 2.9 x 2.4m**

**Plus Annex walls fits below awning to make  
two full rooms. A great family tent which  
will not blow over in the next storm!**

**\$360 ONO**

**Contact:**

**John Smyth  
0429 700 509**





### 3 Litre 2003 PATROL WITH NEW ENGINE

New motor fitted at 227000km.

Spend \$20k. New motor,  
Heavy duty safari clutch,

New radiator, hoses, turbo, injectors, Injector pump. Water  
pump.

2" inch lift with GVM upgrade and fully engineered. Cost \$6k  
Reduction gears, airlocker and pump for tyres, dual batteries,  
new head deck and speakers, reverse camera, alloy full  
length roof rack, drawes and fridge slide, ARB Awning,  
winch, spotties, turbo timer, 3" exhaust, tillix boost controller.

The car has been our outback traveller and has its fair share  
of scratches and small bumps for its age. Super reliable.



**\$19,000.00**

Contact Craig on 0408 436 727

**LEARN MORE**







## **Coleman 2 burner gas Stove**

**Good Condition  
\$40**

**Contact:**



**John Smyth  
0429 700 509**



## **Airpot Thermos**

**\$10**

**Contact:**

**John Smyth  
0429 700 509**



**3 x Adult Sleeping Bags  
\$25 each**

**Contact:**

**John Smyth  
0429 700 509**



## **Jackaroo Poly Cotton Canvas Tent 2.3 x 2.3 x 2m**

**Waterproof flooring  
Some poles have a little rust**

**\$40**

**Contact:**

**John Smyth  
0429 700 509**





## **Electric Frypan**

**Good Condition**

**\$10**

**Contact:**



**John Smyth  
0429 700 509**



## **Kookaburra Single Gas Burner**

**Screws on top of cylinder  
\$10**

**Contact:  
John Smyth  
0429 700 509**



**Water Coolers and Wine Cask Cooler  
\$5 each  
Contact:**

**John Smyth  
0429 700 509**



**Two Woks, \$5 Each  
One Saucepan**

**Contact:  
John Smyth  
0429 700 509**

## **Glass Drink Dispenser**

**\$25**

**Contact:  
John Smyth  
0429 700 509**



## Members Photo Gallery

A few photos of what our members were up to in September!



Photo Courtesy of Timbajinka Dave



Photo Courtesy of Shane Tapscott



Photo Courtesy of Dawn Smit



Photo Courtesy of Dee Green



## LINKS TO HANDY WEBSITES



[NATIONAL PARKS NSW](#)



[FORESTRY CORPORATION NSW \(STATE FORESTS\)](#)



[LIVE TRAFFIC NSW](#)



[RURAL FIRE SERVICE NSW](#)



[BUREAU OF METEOROLOGY \(BOM\)](#)



[WITHOUT A HITCH - ADVICE ON CB RADIO CHANNELS](#)

## HANDY PHONE APPS

- **Wikicamps**
  - a great app with photos and details of campsites contributed by campers
- **BOM—Bureau of Meteorology**
  - Government weather app
- **Memory Maps**
  - Shows off road tracks and allows you to create a track log that you can follow
- **Hema Maps**
  - Shows off road tracks and allows you to create a track log that you can follow
- **Fires Near Me NSW**
  - (there are equivalents in other states if you are venturing further afield)
- **Google Maps**
  - Shows you where you are while on designated roads and can also show you traffic conditions but will not be reliable once you are in the bush
- **NSW Incident Alerts**
  - (there are equivalents in other states)
- **Fuel Map**
  - Guide to fuel locations
- **Live Traffic NSW**

## OUR CLUB WEBSITE



The website is a great resource with information about our club as well as club magazines, up coming trips, past trips, FAQ's and important and relevant club documentation.

There is also a members only area on the website. Please contact one of our committee members for the password. In this section, you can access a link to Club 4 x 4 — our Club's preferred insurance provider where you will receive a discount on your insurance.

If you have anything you would like to contribute please email [publicity@cc4wdc.org.au](mailto:publicity@cc4wdc.org.au).

## OUR CLUB FACEBOOK PAGE

Our Club Facebook page now has close to 1000 followers and is a great place to view recent club trips, videos, photos, tips, information about state forests and national parks. Just search on Facebook for Central Coast 4wd club and "Like" our page.



## OUR CLUB MEMBERS FACEBOOK PAGE

This is a closed Facebook group that is only open to current financial members of our club. It is a great place to post your trip photos, have a general chat and discuss all things four wheel driving!

To join, search for CC4WDC members group on Facebook and click the blue button "Join Group"

Your request to join will then be submitted for approval by one of the Admin team who will check that you are a financial member and then approve your request.





# ALL Four x 4 Offroad

Specialist Supplier for Offroad and Camping Accessories

## Wherever you're going...



Let us help you with everything you need from upgrades to camping!



### PERFORMANCE UPGRADES

Chip & Exhausts



Rooftop  
tents &  
Awnings



How do you make a great  
vehicle even better?

make it an  
**AUTOMATIC**

Auto Trans  
conversions

SEE US FOR A GREAT DEAL!



Tow Bars, Cargo Barriers  
& Roof Racks



Winches, Recovery Gear,  
Battery Trays and Diff  
Breather  
Kits



**PIRANHA**  
**AOC**

ALTERNATOR OUTPUT COMPENSATOR



Full output from your  
variable rate alternator



See us, REAL 4WDers for GREAT Products and AMAZING PRICES!

16 McDougall St  
Kotara NSW 2289

visit our online store



Call us  
(02)

# 4041 4080

## www.allfourx4.com.au