



NOVEMBER 23
ISSUE 495

YOUR GUIDE: **BUSH FIRE SAFETY**

LEARN MORE



SALE:
CLUB POLO SHIRTS

MY TOUGH WORKING LIFE:
BY PAUL FISHER

LAST MINUTE SPACES:
**DRIVER AWARENESS
TRAINING**

CC4WDC

Central Coast 4 x 4 Club Magazine

Photo Courtesy of Teig Enraught-Moony



TABLE OF CONTENTS

NEXT GENERAL MEETING **08**

When, where and how to attend

MY TOUGH WORKING LIFE **17**

A snapshot into the working life of
Paul Fisher

UPCOMING EVENTS **23**

Find out what's coming up at your club!

CLUB MERCHANDISE SALE **38**

Huge discount on club polo shirts

KNOW YOUR UHF CHANNELS **44**

A few places left to fill in 2024

BUSH FIRE SAFETY **45**

Your guide to keeping safe in NSW



Photo Courtesy of Craig Green

CC4WD Club

PRESIDENT

PETE ROBINSON

- ✉ president@cc4wdc.org.au
- ☎ 0400 759 693

VICE PRESIDENT

SCOTT GOOD

- ✉ vicepresident@cc4wdc.org.au

SECRETARY & PUBLIC OFFICER

GLENN TURNBULL

- ✉ secretary@cc4wdc.org.au
- ☎ 0438 317 073

MEMBERSHIP OFFICER

DAWN SMIT

- ✉ membership@cc4wdc.org.au
- ☎ 0433 121 784

TREASURER

MICHELLE EDWARDS

- ✉ treasurer@cc4wdc.org.au
- ☎ 0408 493 522

TRIP MASTER

LACHY THOMAS

- ✉ tripmaster@cc4wdc.org.au
- ☎ 0403 083 191

EDITOR

ERIKA PHILLIPS

- ✉ editor@cc4wdc.org.au

VACANCIES:

- PUBLIC RELATIONS

- ✉ publicity@cc4wdc.org.au

SUB COMMITTEE VACANCIES:

- ASSOCIATION DELEGATE
- ASSISTANT ASSOCIATION DELEGATE



Photo Courtesy of Corey Gould

SUB COMMITTEE

ASSISTANT TREASURER

ALISON WALLACE

QUARTER MASTER

PETER GLENDINNING

- ☎ 0407 201 120

MERCHANDISING

JANE SAVAGE

- ☎ 0422 021 179

DAF OFFICER

PETE ROBINSON

- ✉ daf@cc4wdc.org.au
- ☎ 0400 759 693

RAFFLE COORDINATOR

JOYCE HOLLINS

- ☎ 4392 3878

LEASE MANAGER

KEN MCDONALD

- ☎ 4358 1357

SOCIAL COORDINATOR

YVONNE MCDONALD

- ☎ 4358 1357

FROM THE PRESIDENT

Welcome to the November issue of the Central Coast 4WD Club. Dare I say, next month is December and of course, the countdown now to Christmas and end of year celebrations. Weather throughout October was quite up and down, t shirt and shorts one day, then back into hoodies and trackies the next. Hopefully now, the weather might improve to warmer spring and entry into summer, to allow for the camping and travelling holiday weather to enjoy.

Yvonne has been trying to organise this year's Christmas party but there has not been many members booking in. Hope to get a few more of you coming, otherwise this year's Christmas event may be a bit more scaled back.

Our Driver Awareness Team, have put together a whole new dynamic course and the first of the new Basic Awareness Course, formerly known as Stage 1, is scheduled for the 4th and 5th of November at the Lease. At this stage there are 8 members booked in and looking forward to being involved in this. We have a few members keen to be involved and becoming a new Facilitator. This new course structure is similar to many other clubs within our association.

Unfortunately 2 of our recent trips had to be cancelled due to track closures. Ray Kaltenbacher's day trip to the Watagans and Bob and Monica's weekend camping trip had to be put off due to track closures. Another trip is planned to Dunns Swamp later in the month so hopefully that will go ahead.

Dungog area has recently been drought declared so the risk of bush fires has been heightened. Also the lack of water is also a concern. Last time up at the lease in September the creek into the lease was dry, so not sure if any water has trickled back into it again. Conserving water at the lease is a priority so best to bring and use your own as much as possible.

And the next meeting of the CC4WD Club is on Thursday the 9th of November at The Entrance Leagues Club. 8pm meeting and 6pm onwards if you would like to dine and chat before the meeting.

Safe travelling and look forward to seeing everyone next meeting.

Pete Robinson

PRESIDENT



FROM THE VICE PRESIDENT

Hello fellow club members,

A pretty quiet month from this fella's point of view. I did manage to get away for a week's holiday with my significant other, up to Coff's Harbour which is beautiful at this time of year. Spent a lot of time lazing around the pool, or in the spa, as well as a couple of touristy things. I highly recommend the area if you want a break from the rat race here on the Central Coast.

One thing that did stick in my mind on the trip up the M1 was the number of caravans on the road. The trend seems to be for bigger vans on off road chassis and sometimes I looked and wondered how safe the package I was looking at would be in an emergency. One in particular really stood out.



It was a large off-road twin axle van, about 23-24 feet long. Probably a 2.2 – 2.5T van, and it was being towed by a Jeep Grand Cherokee. These have a maximum towing capacity of 2.8T according to the Jeep website, so this thing would have been pretty close to maximum if it had a couple of hundred kilos of extra weight added (water in tank, gas bottles, etc). The thing that stuck out the most though, was the angle of the van and the car as it was driving along the road. The car looked very tail heavy, and the van looked nose heavy when in motion which makes me think it may not have been loaded properly, or that the car was overloaded. Both things are not desirable when cruising at 110km/h with other traffic.

The point I wanted to make here is to please ensure you are within your limits and pack your car and van sensibly to distribute the weight evenly, to allow the right amount of ball weight and make sure you can steer and stop safely. We want to be able to see you again!

Cheers,

Scott Good

VICE PRESIDENT

FROM THE EDITOR

Welcome to the November 23' issue of the Central Coast 4WD Club's magazine! Thank you all so much for voting me as the "Legend of the Month." I was genuinely humbled by your kind words and words of encouragement. The trophy has sat on display all month in my living room much to the admiration of my children, who have their sights on trying to earn it one day too.

I had the pleasure of meeting some of you at the committee meeting in October. I was made to feel so welcome and had such a giggle with such a great group of people, thank you for making me feel so at ease. I am really looking forward to doing my best for your club magazine.

This month (wearing a different hat) I ended up out near Woop Woop in rural NSW to meet with some owners of a sawmill. It was during that day that I was reminded of how thankful that A. I own a 4x4 and B. How dangerous bush fires can be. On my way there, I was distracted by the many chinook helicopters overhead carrying water to a bush fire. Undeterred, I pressed on to my destination. When I arrived, the owner of the sawmill greeted me saying that he had been trying to call me on my mobile (no signal) to warn me that he was now cut off due to bush fires. Now I had somehow arrived and was apparently stranded.

IT WASN'T AN IDEAL SITUATION.

It got me thinking about how quickly I had ended up in a risky situation and how could I hopefully avoid this happening again. I think the main thing I could have done is switch on my CB radio and pop it on channel 40 to listen to the truckies and learn some new aussie slang all in the name of safety. How do I know which channels to use? This Magazine!

Want to know more about travelling in bush fire season, or find out the best UHF channels to switch to? It's all in this month's issue!

Erika Phillips

EDITOR





Photo Courtesy of Faye Goodman

CC4WD Club FAQs

CLUB MONTHLY MEETINGS

Club meetings are held on the **SECOND THURSDAY** of each month at The Entrance Leagues Club, 3 Bay Village Drive, Bateau Bay at 8 pm. Visitors welcome! There is no meeting in January each year.

COMMITTEE MEETINGS

Committee meetings are held via Zoom on the **SECOND MONDAY** after the general meeting. All welcome to attend. Contact the President for the Zoom meeting link.

MAGAZINE INFORMATION

ALL articles and photos are welcomed by the editor and can be emailed to editor@cc4wdc.org.au. Please ensure that your articles and trip reports are sent to the editor as soon as possible so they can appear in the next magazine. The cut off date for production is the last Thursday of each month.

CLUB POSTAL ADDRESS

CC4WD Club
PO Box 3533
TUGGERAH NSW 2259

CLUB WEBSITE

www.cc4wdc.org.au

WEBMASTER

Steve Farmer
webmaster@cc4wdc.org.au

The Central Coast Four Wheel Drive Club is a member of the Four Wheel Drive NSW & ACT Association www.4wdnow.com

THE OPINIONS EXPRESSED IN THIS MAGAZINE ARE NOT NECESSARILY THOSE OF THE CLUB.



NEXT GENERAL MEETING



9th November 2023

8pm

The Entrance Leagues Club
3 Bay Village Road, Bateau Bay

OR



Join Us
On Zoom

Zoom meetings are free and you can join from your computer, phone, iPad or other tablet. If you are not joining by computer, you will need to get the Zoom app before you can join a Zoom meeting.

CLICK HERE



ZOOM ETIQUETTE : PLEASE REMEMBER TO
REMAIN ON MUTE UNLESS YOU ARE THE ONE
SPEAKING

PHOTOGRAPHS FROM OCTOBER CLUB MEETING



Thank you to all who came!

Central Coast 4WD Club

General Meeting

THURSDAY OCTOBER 12, 2023 - THE ENTRANCE LEAGUES CLUB

Start time: 8:02 pm

Attendees: As per attached attendance record

Apologies: Glenn Turnbull, Dawn Schmit, Jackie Cobald, Lachy & Liz Thomas, The Donaldsons, Paul Fisher, Denis Pandich

Visitors: As per attached attendance record

Minutes of the previous meeting:

Motion: That the minutes for the General Meeting held on (14/09/23) as published in the magazine with the amendment above be accepted:

Moved: Scott Good **Seconded:** Ken McDonald **Action:** Carried

President's Report: Pete Robinson

N/A

Secretary's Report: Glenn Turnbull

Correspondence and emails received as tabled.

From	Subject	Response
4WD Association	Driver Awareness Facilitators (DAF) Workshop – 11 th November	N/A

	<u>Polblue</u> Scotch Broom Control 2023 9 th – 12 th Nov 2023 22 nd -25 th Feb 2025	
Hunter Region 4WD Council	Minutes for August 23	

Hard copy correspondence: N/A

Outward correspondence: N/A

Motion: That the inwards and outwards correspondence that will be presented in the magazine be accepted.

Moved: Jane Turdak Seconded: Michelle Edwards Action: Carried

Treasurer's Report:

Michelle Edwards

Michelle presented the following report at the General Meeting to be captured in the meeting minutes and printed in the monthly magazine:

BALANCE SHEET		
Investment Term Deposit		\$20,626.18
Undeposited Funds		\$0.00
Cheque account:		\$17,590.45
NET POSITION		\$38,216.63
Fun Fines		\$16.95
Donations		
Raffle		\$109.00
Membership		\$280.00
Merchandise		\$20.00
Interest		
Advertising		\$250.00
TOTAL INCOME		\$675.95

Expenses:		
DTU		
Miscellaneous	voucher - audit	\$100.00
Bank Charges		\$15.33
MYOB		\$65.00
Monthly meeting		\$130.00
Lease		\$566.87
Advertising		
Club affiliation		\$54.24
Raffle		
Social Event	1st aid course	\$990.00
Donations		
Income :		
TOTAL EXPENSES		\$1,921.44
NET PROFIT		-\$1,245.49

Motion: That the Treasurer's report as presented at the meeting and reported above will be accepted.

Moved: Joyce Hollins Seconded: Cherie Pandich Action: Carried

Bills for payment:

BILLS FOR PAYMENT		
TO	FOR	
Irwins	fuel	\$125.08
Scott Good	ice shaver	\$157.37
Dave Edwards	pizza for meeting	\$149.00
Yvonne McDonald	solar lights @ lease	\$9.99
Jim Elcoate	lease	\$168.45
Joyce	raffle	\$150.67
TOTAL		\$760.56

Motion: That the Bills of payment as presented at the meeting and reported above will be accepted.

Moved: Steve Turdak Seconded: Jane Savage Action: Carried

Membership Officer Report:

Dawn Smit

Nothing to report – apologies from Dawn.

Vice Presidents Report:

Scott Good

Nothing to report.

Editor's Report:

Erika Phillips

Nothing to report

Assistant Treasurer's Report:

Alison Wallace

Nothing to report

Lease Managers Report:

Ken McDonald

Lease is going well – thanks to everyone that has been up there lately to help out.

Please note there is a fire ban. No water in the creek. There is water but not for drinking.

Roster for mowing for 2024 will be in next months magazine. Ken will call a fortnight before the due date & let you know if there is any maintenance required.

Reminder to leave the gates as you find them.

Cows & horses on property. Possums in the kitchen. Snake has been re-located.

Please ensure you close the gate to the kitchen, otherwise the cows will come home!

Details for Christmas party will be in the magazine.

Also reminder – Jenny (owner of the lease) will be using the lease for the last weekend in October so the Lease will NOT be available for camping.

Driver Awareness Report:

Pete Robinson

Driver awareness course – last one for this year is ?

Next year

Merchandise Report:

Jane Savage

Kids shirts down to \$10

Remaining clothing available to be potentially marked down.

Raffles:

Joyce Hollins

Prizes on offer tonight include:

- Baskets of bits n pieces – pantry fillers
- Fire blanket
- Gift voucher

QuarterMaster Report:

Peter Glendinning

- Also district maps for the lease are also in the box up at the lease.
- please contact Peter if you need anything

Public Relations:

Dave Edwards

- If you're thinking about purchasing anything, please check the advertisers in the magazine so we can support our supporters.
 - Send Dave an email if you are interested (publicity@cc4wdc.org.au)

NSW/ACT Association:

N/A

- As per secretary's report above.

General Business:

- Driver training name has now been changed to Driver Awareness training. You can complete accredited training through the association which is done through Getabout training – this will give you a formal accreditation.
- Stage 1 course will now be know as Basic Training
- Stage 2 course will now be Advanced training
- All training to be completed at The Lease and no longer at Cooranbong

- Driver awareness team will be part of the sub-committee & will bring the training in line with the club.
- Also looking to welcome any females to be driver trainers.

Motion: That clothing be marked down as follows:

Polo shirts now \$20

Small kids shirts \$10

Large Khaki shirts \$20

Moved: Yvonne McDonald **Seconded:** Joyce Hollins **Action:** Carried

Social Activities:

Yvonne McDonald

Christmas party details all in the magazine. Adults - \$10 per adult. Please email Yvonne if you are attending. Will need to get numbers in so we can get everything organised.

Items for Sale:

- Paul Fisher
 - Nissan Patrol
 - It's been well looked after
 - Talk to Paul if you are interested
- Bev has an old Sunseeker awning – free to any home wanting to re-home.
- Jane Savage – Windsor Rapid van for sale – has had a full chassis upgrade – details will be in next magazine.

Trip Masters Report:

Dave Edwards

- Trips presented on the night (see the magazine for more details):
 - None to present from the last month

Upcoming Trips:

- Here's a summary of the up-and-coming trips, check out the magazine for more details:]
- Rays day trip has been postponed to 4th November – spaces available
- Bob's trip has been cancelled

- Basic Driver awareness – 4th & 5th Nov. Great for new members and also for people with new vehicles looking to familiarise themselves with their new vehicles. Will be done over the weekend.
- Smythe's Dunn's Swamp trip 20th – 24th Nov – still places available.
- Christmas party – all details in the magazine. Don't forget to frock up as there will be prizes for best dressed etc.

Piston Broke Trophy:

- Ray – Almost had a head on accident – lucky no-one injured.

Legend of the Month:

- Erika Phillips for taking on the role of Editor. A big thankyou for the new magazine 😊

Fun Fines:

Gold coin donations for forgotten badges and phones ringing.

Fun fine for Peter Glendenning – harassing Alison for “doing work” when she was actually taking minutes.

Final Notes:

- The next Committee meeting will be held on 23/10/23 7pm @ The Entrance Leagues Club. Contact Pete Robinson for details - all welcome to attend.
- The next General Meeting will be held on 09/11/23 at the Entrance Leagues Club and on Zoom.

Meeting closed at 9:10 pm

Minutes by Alison Wallace

President Pete Robinson



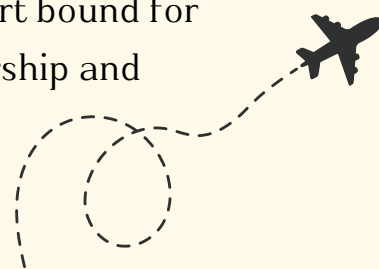

MY TOUGH WORKING LIFE: BY PAUL FISHER

A few members have an idea of the type of work that I do, Off Road Driving Training and Caravan Towing Training is only a couple of hats that I wear, another one is for Land Rover and Range Rover, so I thought I would share my last work trip away earlier this month to the Daintree area.

I am blessed to be able to drive and teach in some special Road Cars and 4WDS. My last trip was to assist in a drive program in the Daintree Forest area, an area I have never been fortunate enough to explore. The vehicles of choice were the new Land Rover Defender, 18 in total, we had a mixture of Petrol and Diesel vehicles.

So, the job begins on Sunday morning driving to Sydney Airport bound for Cairns, arriving in time to pick up our vehicle from the dealership and book into our accommodation for the night, before heading to the local RSL for dinner. This was to be our last drinks and catered food for the next few days. The plan was to camp at Yindilli Village with the clients doing a leadership program. Being in a local Aboriginal community meant it was a dry community.

Monday morning was the start of the client's program gathering at a local resort, but not before 18 Defenders were collected and transported to the resort venue. Innovative Bay were responsible for the Leadership program and Red Earth, oversaw the camp and cultural experience. Our role was to lead the vehicles to Yindilli and run a drive program on the Tuesday.



Monday's drive had us using Captain Cook Hwy passing through Palm Grove, Pebbly Beach, Port Douglas and Mossman before we got to Daintree River and our first regroup while we waited for the ferry to cross the Daintree River. I must at this point say I was underwhelmed in the views of the coastline the quality and clarity of the water. Our coastline is a lot more inviting.

Once we crossed the Daintree River, we were now travelling on the Cape Tribulation Rd (Bloomfield Track). This soon changed from a bitumen road to a dirt track with concrete ramps on the steeper sections. The track was in good shape as it had recently been graded. It was steep, winding and narrow in places, not a track I would be towing a large caravan. Even towing a camper trailer, you would need to be aware of the track and oncoming vehicles.

The odd water crossings and steep sections made for a pleasant day driving through the rainforest. The original plan was to be camping with everyone at Wujal Wujal but a problem with the water system at the campground saw us having to move the convoy another hour down the CREB (Cairns Regional Electricity Board) Track. We travelled this section of the track approximately 10 times over the next few days. We had 5 water crossings before we arrived at Yindilli or China Camp where everyone was now camping for the duration of the event.



After the welcome to country ceremony and a few stories from CJ Fischer the camp owner and elder, everyone was delegated a task to set up the camp while there was still enough light. This was a first-time experience of camping for some, and we noticed the excitement and apprehension on their faces. The boss/John had his boss/wife staying in Bloomfield in hard accommodation with some spare beds, so the choice to not stay in the camp on stretches was an easy one to make, meaning the CREB was to be travelled more often than originally planned.

Word of warning travelling in this area, Wujal Wujal and Bloomfield have a no alcohol in possession policy. Also, we couldn't purchase food in Bloomfield after 5.00pm so toasted sandwiches and creative cooking made sure we didn't go hungry over the next few days.





Tuesday morning saw us back at the camp to where a few people were complaining of having a bad night with no sleep with 2 more nights camping to go for them. Tuesday saw our drive program of 3 sessions for two hours duration. Our original challenge drive program was not usable, so some hard thinking and head scratching was needed in a screaming hurry. Being of a mature vintage with a few years of experience and having the gift of being able to think on the fly we led the first group down to the Bloomfield River. This track is marked on a map as a short cut to China Camp but with the river flowing hard and deep (we were told about 1.3mtrs), this was our turn around point after a short break and talk, before

returning to Wujal Wujal and picking up another group to do the same drive experience. This track had a concrete section that climbed at 17 degrees, it would be hell in the wet without the concrete tracks in places. Now remember some of the client's had never been behind the wheel of a 4wd before Monday morning, so there were some interesting comments coming from some of the drivers.

Wednesday, we needed to return to Yindilli to ensure all was good and the vehicles left for various destinations only about 5kms from camp, they were going to the Men's and Women's sacred sites. This meant that the rest of the day was free for us.



John and I headed to Cooktown for lunch, no one can drive past the Lion's Den without stopping for a drink. Reaching Cooktown, it was a lunch at the local pub before checking out Captain Cook Hill/ Grassy Hill lookout to see the view that Captain Cook was faced with, in deciding how to enter the river, I was amazed at his skill and seamanship in navigating around the shallows and reefs to where the repairs were carried out. Back to the Lion's Den for drinks and dinner before reaching Bloomfield and bed.

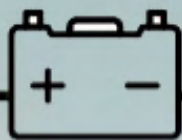
One of the groups I talked to at the pub were travelling the coast carrying out a study on Platypus. They never sighted any but their role was to collect water samples and test for Platypus DNA.

Thursday was time to head home. We didn't need to return to Yindilli to escort the convoy out, so we waited at the start of the CREB Track. Four cars arrived before the leader in the fifth car arrived and they turned right as instructed.

The leader arrived and stated they were supposed to turn left to fuel up (not our problem). It shows the importance of clear instructions and proper convey procedures. With this happening and seeing things could go pear shaped we elected to return to Cairns by the Bloomfield Track and not the inland road with everyone else.

Sightseeing and a pleasant drive back to Cairns was a great way to see the area and make it high on my list to revisit in my vehicle and camper trailer taking our time to enjoy the area.

Some other places we at looked quickly were Meg Falls, Bloomfield Falls, Archer Point Lighthouse, Port Douglas. A tough job, but someone has to do it, it might as well be me. Another job done and dusted.



COAST 2 COAST

BATTERIES

- All sorts of Batteries
- **HULK 4x4 Accessories**
- Dometic Fridges
- Auto Electrical Accessories




02 4339 4771

www.coast2coastbatteries.com.au



Unit 2 / 236-238 Manns Road
West Gosford 2250



This is Club 4X4 Country

You have arrived.

You took that red dirt track, wheeled your way through the mud and battled the bulldust.

You find yourself a nice secluded patch to set up camp for the night, or maybe two - who knows. The awning is out and the rooftop tent is ready to lay your head later that night. The campfire is roaring and the Milky Way is beaming down at you. This is what it's all about right? Well you're not alone, this is what we're about too.

How often have you found yourself in this setting and considered what you would do if the worst were to happen to your kitted out 4X4? Take a moment to do that - we'll wait.

Would your insurance payout allow you to rebuild this dream? If your rig burnt to embers that night, how much would you be covered for? If you had an accident on that red dirt track, would your insurer cover you for driving there?

If you're not sure, head on over to Club 4X4 country, we understand what you need.

Visit **CLUB4X4.COM.AU** or call **1800 CLUB 4X4** for a quote



*An excess of \$500 will be applied to a claim under this cover, with a maximum of two (2) claims per policy year. A maximum limit of \$1000 also applies to any individual item. Read the PDS for more detail. ** This Additional benefit is subject to an excess of \$200 which will be applied and this benefit is limited to one (1) claim per policy period. Club 4x4 Pty Ltd is an Authorised Representative of the insurer, The Holland Insurance Company Pty Ltd, AFSL 241436. Any advice provided is general only. Consider the PDS at www.club4x4.com.au

PROUD MEMBER OF





Photo Courtesy of Bob Montgomery

4-5 NOVEMBER

CLASS C

BASIC DRIVER AWARENESS

LIMIT - 8 PEOPLE

PETE ROBINSON

0400 759 693

20-24 NOVEMBER

CLASS C/D

DUNN'S SWAMP

LIMIT - 6 VEHICLES

JOHN & HELEN SMYTH

J - 0429 700 509

H - 0484 229 861

25-26 NOVEMBER

CLASS C

CHRISTMAS PARTY

RSVP - BOOKING NOW CLOSED

Questions and Enquiries, please email:

kenandvon5@bigpond.com



DUNNS SWAMP

MONDAY 20TH NOVEMBER - FRIDAY 24TH NOVEMBER

MEET 20TH NOVEMBER - DUNN'S SWAMP CAMPGROUND

The NSW NPWS have put strict booking requirements on all visitors! You will need to book your site on-line (Google "Dunns Swamp"). There are only 11 caravan sites but 40 tent sites.

- Caravan/Camper trailer costs are \$17/night + 2.5% booking fee
- Tent sites \$12/night + 2.5% booking fee

Pit toilets are provided, but no power nor drinking water is provided.

Dunn's Swamp is 25km from Rylstone; the last 10km of the access road to the campground is dirt and often very rough.

The 4WD portion of this trip (only 20km) takes us into the north-western corner of Wollemi National Park, on a rarely traversed track, over Nullo Mountain, via private roads at each end. A scenic drive through the Widden valley brings us back on to the Cox's Gap road. This part of the trip, in 4WD vehicles only, will be undertaken on the Thursday morning, weather permitting. When the Cox's Gap road is reached, those travelling home will do so via Denman, while those who have caravans will need to return to Dunn's Swamp via Bylong.

Activities include bushwalking, swimming and kayaking in/on the beautiful water reservoir (on the Cudg-egong River), rock climbing, fishing (fishing licence required) and a perhaps a half day excursion to Ferntree Gully (rain forest).

YOU WILL NEED:

- CAMPING GEAR
- DRINKING WATER
- SHOWER (IF DESIRED)
- KAYAKS (IF POSSIBLE)
- STURDY WALKING SHOES
- SWIMMING TOGS

CONTACT

JOHN & HELEN SMYTH

JOHN: 0429 700 509

HELEN: 0484 229 861

If/when you have been able to book in


LIMIT: 6 VEHICLES



PLAN YOUR OWN CLUB TRIP

- Phone any club member that has run a trip previously, they'll love helping you
- Look at trip reports and trip notices in old magazines for ideas
- Watch YouTube videos about four wheel drive trips
- Look at other 4WD club websites
- Look at the list of previous club trips on the following page for inspiration

THE CLUB WEBSITE HAS LOTS OF INFORMATION ABOUT HOW TO LEAD A GREAT TRIP.



The club website has a member's only page with documents and information for club members only?

Contact any member of the committee for the password.



TRIP BOOK-IN PROCEDURE

Please familiarise yourself with these procedures to avoid any frustration

1. You must personally book in
2. If you book in early you must confirm that you still intend going no later than two weeks before the trip. If you do not confirm, your position will be re-allocated
3. If you are unable to attend please notify the trip leader as soon as possible so that someone else has the opportunity to fill the position
4. It is YOUR RESPONSIBILITY to contact the trip leader the night before the trip. This will enable you to confirm your attendance, and also check that the trip hasn't been affected by weather conditions

TRIP CLASSIFICATION CODES

A. This class of trip is considered to be extremely difficult. Participants will have to be experienced at travelling over difficult terrain. An amount of winching and/or towing will almost definitely be required. Participants will be required to bring along basic recovery equipment. The trip leader will have the right to reject a request to go from someone who is considered under experienced.

B. This class of trip is considered to be a moderate to difficult trip. An amount of winching and/or towing will almost certainly be required. Under extreme weather conditions, this trip could develop into a class A trip.

C. This class of trip is considered to be a moderate trip. Various sections of this trip will require cautious driving in order to negotiate your way. In most circumstances winching and/or towing will not be necessary.

D. This class of trip is considered to be a relatively easy trip. It is unlikely that any winching and/or towing will be required.

E. This class of trip is considered to be very easy. Little or no four wheel driving will be required and these trips usually consist of easy to reach base camps, scenic tours, social events, etc.

IMPORTANT NOTE: ALL B AND C TRIPS YOUR VEHICLE MUST BE ABLE TO ENGAGE LOW RANGE. These classifications codes are a GUIDE ONLY. The code designated to a trip can change from the time of designation to the actual time of the trip. Although every attempt is made to ensure that an accurate class is given to each trip, members should be sure for themselves that they are capable of handling the type of trip they have chosen. If in doubt consult the trip leader, and they will advise you whether you and your vehicle are suitable.



CONVOY PROCEDURE

- Trip leaders to remind all drivers about convoy procedure before moving off
- Trip leaders to check that everyone on the trip has enough water, fuel, recovery gear and food
- Trip leaders to inform all participants of the radio channel (and alternate radio channel in the event of too much interference on the first channel) to be used and ensure everyone can hear them before moving off
- The trip leader will appoint a “Tail End Charlie” who always travels at the back of the convoy. Their job is to acknowledge and confirm all communication from the trip leader and ensure all vehicles are on the road whenever setting off
- Trip leaders to let Tail End Charlie know the state of any gates (whether open or closed) and Tail End Charlie must leave them in the same state they were found in
- Trip leaders to advise all participants of upcoming turns/hazards etc and make sure the Tail End Charlie has acknowledged any communication
- Do not drive in a manner or at a speed that could endanger yourself or any another participant
- If driving through steep or hazardous terrain always ensure the vehicle in front has passed through the hazard/steep section before you proceed and pay particular attention to the vehicle behind you, to ensure they’ve safely navigated the hazard
- Make sure you maintain visual contact with the vehicle behind you. At intersections, stop and wait until the driver behind acknowledges they’ve seen the turn
- If you need to leave the convoy, you must let the trip leader know
- If the convoy gets too spread out, the trip leader can appoint someone to be a relay between the trip leader and Tail End Charlie
- If a recovery is necessary, the trip leader will take control and delegate if necessary. If you’re not directly involved, make sure you stay well away from the recovery
- When in convoy, stay in your designated position. Eg: 4th car in the convoy. Do not overtake the vehicle in front without their permission
- Do not reverse or drive in the opposite direction to other vehicles in the convoy
- Always drive with headlights on
- Although the preferred communication is by radio, if you can’t contact other drivers via radio, you should flash your headlights
- Using radios to communicate doesn’t replace the need for convoy procedures to keep everyone safe and on the right track



TRIP NOTICES

First of all, a big thanks to you for running a trip! We appreciate that there is a lot of planning and thought which goes in to leading a trip.

When you are writing up your trip report to be advertised in the magazine, please include the following details:

Trip Leader: Name and contact details

Where to meet: Include as much detail as possible including the time

The location of the trip:

The Grade of the trip: Please refer to the Trip Classification codes

Vehicle limit: the maximum number of vehicles permitted on the trip

What to bring: Please be detailed here eg: food and water requirements, a bag of firewood, full tank of fuel, recovery gear, swimmers

Minimum requirements: Eg: must have completed stage 1 or 2 driver awareness, snorkel, recovery points, working UHF radio, winch

Costs: Please note here if there are any costs involved. Eg: camping fees, museum or entry fees, booking fees, meals, accommodation etc

Please then write a summary of the trip so people know whether the trip would be suitable for them. Include where you'll be heading, where'll you camp/stay, any highlights/points of interest along the way, then conclude with how, when and where the trip will finish up.

Another fantastic addition to any trip notice are some photos you have taken on previous trips to showcase some of the highlights of the trip. Please do not leave this up to the editor to include any photos.

Once you have all the details in your trip notice, please email in Word or Publisher format to

tripmaster@cc4wdc.org.au so the Trip Master can log the trip AND to editor@cc4wdc.org.au so it can be included in the next magazine.

TRIP REPORTS



Photo Courtesy of Craig Green

There are written and verbal trip reports for each Club trip undertaken. At the beginning of each trip, the Trip Leader will request a volunteer for the written and verbal reports. Usually, the last person to turn up to the meeting place is assigned the coveted job of writing the trip report for the magazine.

HOW TO SUBMIT A TRIP REPORT

- Take notes as you travel and take lots of photos along the way
- When you get home, type up your report in Word or Publisher and include your photos in the document.
- If you prefer to send your photos separately, please label your photos with the location and
- names of people etc.

Please upload your photos to Google Drive, OneDrive, DropBox or a similar file sharing service and email the link with your Word or Publisher document to editor@cc4wdc.org.au.

You can always refer to past magazines for examples of how a trip report is written. If you have any questions at all, please email the Editor at editor@cc4wdc.org.au

JUST CALCULATED: NISSAN X-TRAIL 2013					
CBE	GIO	AAMI	ALLIANZ	CIC	NIMA
\$613	\$606	\$621	\$623	\$673	\$768

100% Market Coverage

Cheapest Price Guaranteed

Everything You Need to Know

easy. done.

YOUR ONLINE PARTS SPECIALISTS

Thousands of 4WD spare parts available - go online now and save!



**VISIT OUR
EXCITING NEW
ONLINE STORE
NOW!**

*Check out how
easy it is to order*

All Four x 4 Spares

Toyota Landcruiser
Toyota Hilux 4WD
Land Rover
Range Rover
Nissan
Other Makes
Terms and Conditions

Product Search

Search term

Advanced Search

Please click here to return to
All Four x 4 Spares
main website

Specialist Parts Suppliers for LAND ROVER • TOYOTA • NISSAN



Welcome to All Four x 4 Spares Online Store

All Four X 4 Spares has been providing the 4WD community with superior service and cost effective options for over twenty five years. We can offer savings by direct importing ourselves while focusing on quality recognised brands so quality is not compromised.

Featured Products:



Shopping basket

Your shopping basket is empty.



Sign in

User name

Password

Sign in

Forgot your password?

Register

Contact Us

All Four x 4 Spares
6 McDougall Street
Kotara NSW 2289

t: 02 4957 1117
e: [please click here](#)

Your online parts supermarket, visit us NOW at

www.allfourx4.com.au

TOYOTA • LAND ROVER • RANGE ROVER • NISSAN

For Parts, Service & Repairs we are your 4WD Specialists



Open Mon to Fri 8am - 5pm, Sat 8.30am - 12noon

6 McDougall Street, Kotara NSW 2289

WEB: www.allfourx4.com.au • EMAIL: sales@allfourx4.com.au

FAX: 02 4957 3237 • **CALL: 02 4957 1117**

- PARTS - NEW, USED & RECONDITIONED
- EXCHANGE DIFFS & GEARBOXES
- EXCHANGE STEERING COMPONENTS
- ENGINES & CLUTCHES
- TRANSFER CASES
- BODY PANELS & BODY GLASS / WINDOWS
- FULLY EQUIPPED WORKSHOP
- SELF SERVE PARTS SUPERMARKET
- HUGE RANGE - OVER 50,000 PARTS!
- FILTER KITS
- BEARING KITS
- CV JOINTS & AXLES
- CALIPERS & DISCS
- SUSPENSION PARTS
- EVERYTHING YOU NEED!

**Orders sent
Australia wide
CALL US NOW!**



ALL Four x 4 Spares • Service • Dismantling



WE-LEASER MAINTAINANCE ROSTER

2023

2024

Jan	MYSTEIRE EGAN AND SEAN DU TOIT	LEON & ERIKA PHILLIPS	Jan
Feb	SCOTT AND LISA GOOD	ASH ASHLEY	Feb
Mar	MEL AND BEN GALL	LACHY THOMAS	Mar
Apr	BILL AND DIANNA MCCONVILLE	CHRIS NEWBOULD	Apr
May	HARVEY LOPEZ AND ALMA THOMPSON	JANE SAVAGE & STEVE TURDACK	May
Jun	JIM AND LISA O'DONOGHUE	ALAN & MEREDITH MORTEN	Jun
Jul	VICKIE DORAN AND NEIL PEARSON	ALAN BOOTH	Jul
Aug	ANNA AND DAMIEN ERICKSON	DAVE & MICHELLE EDWARDS	Aug
Sep	LACHY AND LIZ THOMAS	SCOTT & LISA GOOD	Sep
Oct	DAVE AND ALISON WALLACE	JAN & DAN GRAHAM	Oct
Nov	CRAIG AND DEE GREEN	PETE ROBINSON	Nov
Dec	PAUL AND JO KELLY	RAY HILL & LINDA SEYMOUR	Dec

We have filled the 2024 roster! Thank you to everyone who has volunteers to keep the lease in good condition.

Any questions?

Contact Ken or Von on 4358 1357 or kenandvon5@bigpond.com



Photos Courtesy of Leon Phillips

WE-LEASER FOR MEMBERS

We-Leaser is for use by Financial Club members and their Family.

Visitors must have a club member with them.

Please follow the guidelines set out in the following pages, including signing in and out on the forms provided in the café.

Remember, no pets at the lease, don't feed any of the farm animals, or wild animals and please be conscious of turning off the gas bottles after you use the gas



GUIDELINES FOR USE OF WE-LEASER

These guidelines have been prepared in conjunction with the property owner and reflect the club's ethics to ensure that everyone enjoys their time at the property.

- Everyone is expected to treat the property with care and respect.
- Club members must accompany any visitors for duration of stay.
- You must sign in on the forms provided as soon as you arrive. Sign in forms are located in the box attached to the pole inside the café.
- Always check current fire restrictions for the area before lighting a fire. Make sure that the fire is properly extinguished before the last person goes to bed and/or before leaving the property.
- Please use the established firepit to avoid fire burns all
- Rubbish must all be taken home with you.
- We only lease the 30 acres around the camping area. Please do not drive to any other parts of the property.
- Motor bikes and any unregistered vehicles are not allowed on the property. We aren't insured for these, and our lease doesn't allow it.
- Don't feed the animals on the property.
- When-ever possible, replace firewood you use with timber from outside the property. Do not collect fire-wood from the property.
- The tanks on the property collect rainwater and are not for drinking. They may also be empty if it hasn't recently rained, so please always carry your own water.
- When using the barbecue or the burners, please turn off the gas at the bottle as soon as you finish cook-ing, otherwise it will leak. If the gas bottles are empty, there are 2 options:
- Pay to get them refilled and request reimbursement by emailing a copy of your receipt and bank de-tails to the treasurer at treasurer@cc4wdc.org.au
- Use our account at the garage at the top of the town as you come in (contact the lease manager for how to use our account if using this option). If using this option, please remember to email a copy of the invoice provided to you to treasurer@cc4wdc.org.au
- No domestic animals or pets are allowed
- Before you leave, please check the following:
 - Double check the gas is off at the bottle to ensure no leakage
 - Make sure the café gates are closed so livestock can't get in and make a mess
 - Make sure the toilet and shower doors are closed.

KNOW YOUR LEASE

Front Entrance - The entry to the Lease from Main Creek Road. (thru gate marked by a Black Sign with a White Circle on it)

Lease Road - Dirt road that runs from the Lease Entrance thru Carowiry Creek. From the creek it then runs across The Lower Camp Site and up to the Middle Camp Site. From the Middle Camp Site it then runs up past The Top Track to the Back gate

Carowiry Creek - Name of Creek at entrance to Lease.

The Lower Camp Site - First Camp site nearest to creek.

Middle Camp Site - Camp Site on which The Rosebud Café is located.

Top Camp Site - The Camp site which is located at the top of the hill next to the Storage Sheds and the Toilets.

Rosebud Cafe - Under cover B,B,Q / Kitchen Area. (Named many years ago when some children hung a bunch of plastic Rose flowers on to one of the Canteen support poles. (they are still there today)

Stairs - Run from canteen down to The Bottom Camp Site

Woodstock - Name given to the shed where wood is stacked.

Storage Sheds and Toilet Amenities - Located on hill 50m South of the Rosebud Cafe.

The Top Track - The North to South track that cuts across the top of the Lease.

Back Gate - Rear entrance to the Lease. (Entrance to Black Bulga State Forest area)

Wallaby Dam - A small dam located on the Northern Side of The Lease Road and halfway to The Back Gate.

Frog Hollow - Area of dense, dark forest which starts at the beginning of Walk 1 and runs thru to the 1.2.3. sign at the beginning of Cow Gully. (Maps of Lease Walks and instructions are found in the Lease Walks Log Book in the info cupboard.)

Cow Gully - The gully which acts as a water course for the Southern side of The Lease and runs from The Top Track down to Carowiry Creek.

Memorial Lookout - Small area dedicated to the memory of those that have passed. (Located 50m South of Back Gate)

REMEMBER

It is not safe to camp underneath Gum Trees as they often shed branches.


Due to the agistment of stock on the Lease please leave all gates on the Lease as you find them.

CHRISTMAS PARTY

SATURDAY



- 10.00am
 - Kids Craft & games
 - Sno Cones and fairy floss
 - Xmas Raffles
- 11.30 am
 - Santa & fire truck
- 1.00 pm
 - Christmas Lunch
 - BYO Plates and cutlery – decorate your table.
 - Xmas themed dress encouraged.
- 2.30pm
 - Water slide and water fights – bring your swimmers – you will get wet!
 - Craft and games
- 5.00pm
 - Nibbles and drinks
 - Craft and games
- 7.30pm
 - Dessert
- After Dark
 - Prizes for best dressed adult and child
 - Adults Anything goes.....????



**ANY
QUESTIONS?**

EMAIL
KENANDVON5@BIGPOND.COM

RSVP

**BOOKING
CLOSED**



Lovells GVM/GCM Upgrades

- Increase Towing Capacity
- Increase Vehicle Loading
- Lift Kits & Rebushing
- Australian Made & Designed
- Drive in, Drive Out Service
- Engineering Support & Advice



LOVELLS
SUSPENSION
FOR THE RIDE OF YOUR LIFE
available at...

Suspension Concepts
2/2 London Drive, Wyong - 0243512659
sales@suspensionconcepts.com.au

TOYOTA LANDCRUISER
200 SERIES

PLATINUM SERIES
4200KG
GVM UPGRADE

LOVELLS GVM upgrades offer one of the best suspension upgrade solutions for serious load carrying towing and off-road adventures.

LOVELLS
AUTOMOTIVE
SYSTEMS

Another Australian Steel Building by



SHEDS. MADE. TOUGH.

SHEDS.
GARAGES.
KIT HOMES.
PATIOS.
STABLES.
BARNES.

By locals for locals



Colorbond®

02 4322 0351

www.shedsnhomes.com.au

CLUB EQUIPMENT AVAILABLE FOR LOAN TO MEMBERS



Are you having a get together, party or going on a trip?

The CC4WD Club has equipment which is available to go on loan to its Members

Some of this equipment includes:

- Fold up tables (located at the lease)
- A portable gas barbeque
- Gazebos
- Eskies
- And lots more...

For a more detailed list of all equipment, please see Members Page on the Club Website.

Should members wish to borrow this equipment please contact our Club Quartermaster — Peter Glendinning on 0407 201 120.

Please be aware that it is the Quartermasters role to store and issue equipment and NOT to deliver it or clean it. Please ensure anything returned to Pete is clean and let him know if it is faulty or broken.



BIG SALE

CLUB POLO SHIRTS \$20

Only at the November club meeting, our club polo shirts will be on offer at \$20 each. RRP \$30. SIZES 10 to XL



CLUB MERCHANDISE



How to purchase club merchandise

You can purchase your club merchandise at general meetings or you can email our merchandise officer and have your items posted to you.

If purchasing by email:

Make sure you include full details including your size where relevant.

Contact Jane— 0422 021 179

Email— 03jane68@gmail.com

Make payment to the club account – (purchase price plus \$10 postage)

The club bank account details are:

Account name: Central Coast Four Wheel Drive Club Incorporated

BSB: 082 620

Account: 622378649

See the full list of merchandise on the following page.

Club clothing is a great way to promote our club
and show your support for responsible 4WDiving
and the clothing is good value.

CLUB MERCHANDISE SHOP

Contact: Jane Savage – email–03jane68@gmail.com

Jacket (polar fleece with emblem)		\$40.00
Green sleeveless vest (polar fleece with emblem)		\$35.00
Club Shirt (with Embroidered Club Logo)		\$30.00
Long Sleeve Bisley Shirt (with Embroidered Club Logo)		\$45.00
Optional Extra (with first Name only)		\$POA
Wet Weather light-weight Jacket (with Embroidered Club Logo)		\$POA
Extra name plate badges (new style)		\$10.00
Baseball Caps (with Embroidered Club Logo)		\$15.00
Floppy Hats (like Cricket hats with Embroidered Club Logo)		\$18.00
Beanies (with Embroidered Club Logo)		\$15.00
Scarves (with Embroidered Club Logo)		\$18.00
Stubby Holders (with Logo)		\$5.00
Club Stickers		\$5.00
CC4WD Club Windscreen Stickers	Large	\$20.00
CC4WD Club Windscreen Stickers	Medium	\$12.00
CC4WD Club Windscreen Stickers	Short	\$8.00

OUR WINDSCREEN STICKERS ARE MADE BY ONE OF OUR CLUB MEMBERS, CHRIS
NEWBOLD AND DONATED TO THE CLUB. THANK YOU CHRIS!

DO THE HIERARCHY OF RECOVERY

INCREASE IN RISK

Snatch

Kinetic recovery with a high potential for injury or damage

Winching*

Dynamic recovery with moderate potential for injury or damage

Tow

Zero kinetic recovery with low potential for injury or damage

Recovery Boards

Reduced risk recovery with low potential for injury or damage

Shovel


Track Building
Vehicle Preparation

Minimal risk recovery with extremely low potential for injury or damage

Know your Weights



EDUCATION FOR THOSE WHO TOW



VEHICLE TARE WEIGHT

(Unladen weight | No payload)



GROSS VEHICLE MASS

(GVM or max legal weight)

(Vehicle tare weight + max vehicle payload)



TOW BALL MASS

Downward mass applied to tow vehicle
(to be calculated into gross vehicle mass)



TRAILER TARE WEIGHT

Unladen weight | No payload



AGGREGATE TRAILER MASS

(ATM) Trailer tare weight + max trailer payload



GROSS TRAILER MASS

(GTM) Trailer tare weight + max trailer payload excluding tow ball mass



GROSS COMBINED MASS

(GCM)

(Gross vehicle mass + tow ball mass + gross trailer mass)



Supported by the



Loading Your Vehicle and Caravan

Everything you pack weighs something

To determine how much you can pack, or your payload, everything that is additional to the TARE mass of your caravan, plus everything you have packed must be weighed.

Don't overload your caravan

This table shows example weights of various items that may be part of a caravan's payload along with the caravan's tare and maximum carrying capacity to demonstrate how to measure the safe carrying capacity.



Maximum carrying capacity: **2500kg**

Caravan TARE: **2100kg**

Maximum pack weight **400kg**

What you pack, or your payload, must not exceed the lowest tow capacity of your towbar, towing vehicle, tyre capacity or caravan ATM.

Holiday Pack

Luggage = 30kg
Cutlery = 3kg
Crockery = 10kg
Pots and pans = 11kg
Barbeque = 25kg
Groceries = 35kg
Cleaning supplies = 7kg
Broom = 2kg
2 x sheets = 5kg
2 x pillows = 2kg
2 x blankets = 6kg
2 x bicycles = 30kg
Outdoor seating = 15kg
Outdoor table = 10kg
TOTAL = 191kg

Vehicle Extras

Awning = 30kg
Air conditioner = 35kg
Caravan TV = 7kg
Spare tyre = 25kg
2 x mattresses = 45kg
Gas bottle = 25kg
100L water = 100kg
TOTAL = 267kg

Total = 458kg
(58kg overweight)

ADDITIONAL WEIGHTS*

Vehicle Extras

additional to TARE

90kg Steel bullbar
55kg Alloy bullbar
40kg Plastic bullbar
30kg Winch bar
50kg Full roof cage
8kg Roof racks
10kg+ Side awning
24kg 50L fridge (empty)
35kg 75L fridge (empty)
75kg 2man rooftop hard shell
65kg 4man rooftop tent
30kg Second battery
35kg Single slide draws
70kg 2 slide draws
22kg 20L jerry can (full)
35kg Side steps

Caravan Extras

additional to TARE

35kg Air conditioner
7kg Caravan TV
25kg Spare tyre
30kg Awning
45kg 2 mattresses
25kg Gas bottle
100kg Water
40kg Annex floor/sides
10kg Hoses
10kg Ramps/chocks

* Also consider the extra weight you may accumulate while travelling, grey water tank, cassette toilet waste, items you pick up along the way.

* Weights are indicative only. Actual weights may vary.

Holiday Pack

additional to TARE

30kg Luggage/clothing
3kg Cutlery
10kg Crockery
11kg Pots/pans
35kg Groceries
15kg 24 beers
4kg 4L wine
7kg Cleaning supplies
4kg Broom/vacuum
15kg Sheets/towels/linen
25kg Barbeque
15kg Outdoor seating
10kg Outdoor table
30kg 2 bicycles



FIRST AID KIT - BASICS

With increasing interest in the recent Bush First Aid course run by Sue from Express First Aid, I thought it would be good to examine what is available, what should a first aid kit contain, and where to purchase a recommended one.

What's required?

Carrying a First Aid kit within your vehicle is a must when driving remotely and recommended on all club trips. But what should your kit contain? Most have a collection of plasters, bandages and other first aid bits and bobs, but does it contain what is needed for trips out bush? Below are some of the contents a BASIC first aid kit should contain, but more is recommended for camping and 4WDing, customising your first aid kit depending on the activities you do.

A basic first aid kit checklist might include:

- crepe bandages of varying widths
- hypoallergenic (skin) tape
- triangular bandages
- adhesive dressing strips (such as band aids) in different sizes
- gauze swabs
- combine dressing pads (10cm x 10cm)
- non-stick dressing pads (7.5cm x 10cm)
- sterile eye pad ▪ alcohol swabs
- stainless steel scissors (sharp/blunt) 12.5cm
- disposable gloves
- stainless steel pointed splinter forceps (tweezers)
- shock (thermal) blanket
- safety pins
- notepad and permanent marker
- sterile saline tubes/sachets
- disposable resuscitation face shield
- antiseptic skin swabs
- stop itch cream
- first aid booklet



UHF RADIO CHANNELS - AUSTRALIA

Which channels to use
and avoid

UHF (Ultra high frequency) radios are a commonplace accessory the vast majority of 4WDers use for general convoy communication on highways and tracks. It is important to remember that UHF transmissions are not private communication and anyone within range will hear your conversation so some simple etiquette is important. The UHF radio is a must have when going on 4WD trips. Below are the list of channels you should and shouldn't be using.

Acceptable UHF channels and their usage:

Channels 9, 12-17, 19-21 24-28, 30, 39, 49-60, 64-70, 79 and 80: General chat channels

Channel 10: 4WD Clubs or Convoys and National Parks

Channel 18: Caravanners and Campers Convoy Channel

Channel 40: Australia Wide road safety channel used primarily by truckies and oversized load pilot vehicles

Channel 29: Road safety channel Pacific Hwy/Mwy (NSW & QLD)

Channels 1-8 and 41-48: Repeater/Duplex channels (output)

Channels 31-38 and 71-78: Repeater/Duplex channels (input)

Legally restricted channels

Channel 5 and 35: are for **emergency use only**

Channel 11: is the 'call channel' - a general meeting channel for when communication has been lost. Once communication is established you should quickly move to another general chat channel.

Channel 22 and 23: to be used for telemetry and telecommand automated communications only. Packet data and voice transmissions are not permitted

Please note: As at July 2020, the on the spot fine for misusing the emergency channels is \$444 OR up to 2 years imprisonment (for an individual) OR up to \$333,000 fine for all others. If the misuse interferes with an emergency call, these penalties increase to up to 5 years imprisonment for an individual OR up to \$1,110,000 fine for all others. These penalties are set to increase every 3 years from 1 July 2020.

(Ref. Radiocommunications (Citizen Band Radio Stations) Class Licence 2015 (Cth) and the Radio Communications Act 1992 (Cth))

BUSH FIRE SAFETY NSW: A GUIDE FOR 4X4 ENTHUSIASTS

New South Wales (NSW) is a stunning destination for 4x4 enthusiasts, offering diverse landscapes and off-road adventures. However, the Australian summer can bring bush fires that pose a significant risk to both your safety and the environment. In this article, we will focus on bush fire safety specific to NSW and provide you with valuable resources to stay informed and prepared.


Understanding Bush Fires in NSW

NSW is known for its bush fires, with conditions becoming particularly hazardous during the hotter months (November to February). Familiarising yourself with the following information will help you navigate the NSW bush fire season safely.

Check the NSW RFS Website

The New South Wales Rural Fire Service (NSW RFS) provides essential information on current fire conditions, fire danger ratings, and the latest fire incidents in the region. Their website is an invaluable resource for staying updated on fire-related matters.

www.rfs.nsw.gov.au



Fires Near Me App

The "Fires Near Me" app is a must-have for every 4x4 enthusiast in NSW. It provides real-time information about fires, including their location, size, and containment status. The app is available for both Android and iOS devices.



Download the "Fires Near Me" app: [Android](#) | [iOS](#)

Have a CB Radio

Being able to contact others in an emergency and listen to road safety channels will help you stay up to date with current information.



Preventative Measures in NSW

Preventing bush fires is the best way to ensure your safety while exploring the beautiful landscapes of NSW. Here are some preventative measures tailored to the region:

Observe Total Fire Bans

NSW often declares total fire bans on days of extreme fire danger. These bans restrict activities that could ignite a fire, such as campfires and barbecues. Always check the current status on the NSW RFS website or app.

Vehicle Maintenance

Regular vehicle maintenance is crucial to minimise the risk of sparking fires on the trails. Pay special attention to your exhaust system, brakes, and tires. The NSW 4WD Association offers helpful tips on vehicle maintenance and safety.

4wdnow.com



Fires Near Me NSW

Download now.

**NSW RURAL FIRE SERVICE**





Response to Bush Fires in NSW

In the event you encounter a bush fire while off-roading in NSW, knowing how to respond is essential. Here's what you should do:

Stay Informed with Fires Near Me

The "Fires Near Me" app is an excellent tool to stay updated about fire locations and emergency alerts in real-time. Make sure to keep it installed and frequently check it during your 4x4 adventures.

Plan for Evacuation

Prior to embarking on your 4x4 trip, develop a clear evacuation plan with your group. Identify escape routes and meeting points, and ensure everyone knows what to do in an emergency.

Conclusion

4x4 enthusiasts in NSW have a unique opportunity to explore some of Australia's most breathtaking landscapes. However, bush fire safety should always be a priority.

By staying informed through the NSW RFS website and the "Fires Near Me" app, following preventative measures, and having a well-thought-out response plan, you can enjoy your adventures while preserving the environment and ensuring your safety.

Let's continue to be responsible stewards of the land and make the most of our off-roading experiences in this beautiful region.

CLUB MEMBER'S ADVERTISING PAGE

Do you have your own business and
want to share it with other club
members?



**Coastal
Automotive
Enterprises**
"For a better class of mechanical needs!"
www.coastalautoenterprises.com.au

Troy Bennett
2/7 ACE CRESCENT
TUGGERAH NSW 2259
PHONE 02 4352 2044
MVRL 49709
service@coastalautoenterprises.com.au

Please contact editor@cc4wdc.org.au if you're a member and would like to advertise your business in the club magazine — it doesn't have to be four wheel drive related.

Cost is \$80 per year.

Everyone wants to deal with someone they can trust, so if you need a hairdresser, a plumber, a bookkeeper or any other service, it will be great to contact a fellow club member for assistance. If you have a logo or a website we can add that to your listing.



**EMAIL EDITOR@CC4WDC.ORG.AU WITH YOUR
ITEMS YOU HAVE FOR SALE!**

Members Photo Gallery

A few photos of what our members were up to in September!



Photo Courtesy of Jo Kelly



Photo Courtesy of Pete Robinson



Photo Courtesy of Pete Robinson



Photo Courtesy of Paul Fisher

LINKS TO HANDY WEBSITES



[NATIONAL PARKS NSW](#)



[FORESTRY CORPORATION NSW \(STATE FORESTS\)](#)



[LIVE TRAFFIC NSW](#)



[RURAL FIRE SERVICE NSW](#)



[BUREAU OF METEOROLOGY \(BOM\)](#)



[WITHOUT A HITCH - ADVICE ON CB RADIO CHANNELS](#)

HANDY PHONE APPS

- **Wikicamps**
 - a great app with photos and details of campsites contributed by campers
- **BOM—Bureau of Meteorology**
 - Government weather app
- **Memory Maps**
 - Shows off road tracks and allows you to create a track log that you can follow
- **Hema Maps**
 - Shows off road tracks and allows you to create a track log that you can follow
- **Fires Near Me NSW**
 - (there are equivalents in other states if you are venturing further afield)
- **Google Maps**
 - Shows you where you are while on designated roads and can also show you traffic conditions but will not be reliable once you are in the bush
- **NSW Incident Alerts**
 - (there are equivalents in other states)
- **Fuel Map**
 - Guide to fuel locations
- **Live Traffic NSW**

OUR CLUB WEBSITE



The website is a great resource with information about our club as well as club magazines, up coming trips, past trips, FAQ's and important and relevant club documentation.

There is also a members only area on the website. Please contact one of our committee members for the password. In this section, you can access a link to Club 4 x 4 — our Club's preferred insurance provider where you will receive a discount on your insurance.

If you have anything you would like to contribute please email publicity@cc4wdc.org.au.

OUR CLUB FACEBOOK PAGE

Our Club Facebook page now has close to 1000 followers and is a great place to view recent club trips, videos, photos, tips, information about state forests and national parks. Just search on Facebook for Central Coast 4wd club and "Like" our page.



OUR CLUB MEMBERS FACEBOOK PAGE

This is a closed Facebook group that is only open to current financial members of our club. It is a great place to post your trip photos, have a general chat and discuss all things four wheel driving!

To join, search for CC4WDC members group on Facebook and click the blue button "Join Group"

Your request to join will then be submitted for approval by one of the Admin team who will check that you are a financial member and then approve your request.



ALL Four x 4 Offroad

Specialist Supplier for Offroad and Camping Accessories

Wherever you're going...



Let us help you with everything you need from upgrades to camping!



PERFORMANCE UPGRADES

Chip & Exhausts



Rooftop
tents &
Awnings



How do you make a great
vehicle even better?

make it an
AUTOMATIC

Auto Trans
conversions

SEE US FOR A GREAT DEAL!



Tow Bars, Cargo Barriers
& Roof Racks



Winches, Recovery Gear,
Battery Trays and Diff
Breather
Kits



PIRANHA **AOC**

ALTERNATOR OUTPUT COMPENSATOR



Full output from your
variable rate alternator



See us, REAL 4WDers for GREAT Products and AMAZING PRICES!

16 McDougall St
Kotara NSW 2289

visit our online store



Call us
(02)

4041 4080

www.allfourx4.com.au