



Central Coast 4WD Club

August 2023

Issue No 492



COMMITTEE

President

Pete Robinson - 0400 759 693

president@cc4wdc.org.au

Vice President

Jackie Robinson - 0401 864 070

vicepresident@cc4wdc.org.au

Secretary and Public Officer

Glenn Turnbull - 0438 317 073

secretary@cc4wdc.org.au

Membership Officer

Dawn Smit - 0433 121 784

membership@cc4wdc.org.au

Treasurer

Michelle Edwards - 0408 493 522

treasurer@cc4wdc.org.au

Magazine Editor

Sean Du Toit - 0414 158 412

editor@cc4wdc.org.au

Trip Master

Lachy Thomas - 0403 083 191

tripmaster@cc4wdc.org.au

Public Relations

Dave Edwards - 0418 605 445

publicity@cc4wdc.org.au

SUB COMMITTEE

Assistant Treasurer

Alison Wallace

Quarter Master

Peter Glendinning - 0407 201 120

Merchandising

Jane Savage 0422 021 179

DTU Officer

Damien Erickson - 0421 644 644

dtu@cc4wdc.org.au

Raffle Coordinator

Joyce Hollins - 4392 3878

Lease Manager

Ken McDonald - 4358 1357

Social Coordinator

Association Delegate

Assistant Association Delegate

CLUB MONTHLY MEETINGS

Club meetings are held on the SECOND THURSDAY of each month at The Entrance Leagues Club, 3 Bay Village Drive, Bateau Bay at 8 pm. Visitors welcome! There is no meeting in January each year.

COMMITTEE MEETINGS

Committee meetings are held via Zoom on the SECOND MONDAY *after* the general meeting. All welcome to attend. Contact the President for the Zoom meeting link.

MAGAZINE INFORMATION

ALL articles and photos are welcomed by the editor and can be emailed to editor@cc4wdc.org.au. Please ensure that your articles and trip reports are sent to the editor as soon as possible so they can appear in the next magazine. **The cut off date for production is the last Thursday of each month**

CLUB POSTAL ADDRESS

CC4WD Club
PO Box 3533
TUGGERAH NSW 2259

CLUB WEBSITE

www.cc4wdc.org.au

WEBMASTER

Steve Farmer
webmaster@cc4wdc.org.au

The Central Coast Four Wheel Drive Club is a member of the Four Wheel Drive NSW & ACT Association www.4wdnow.com

ISSUE NO 492 – August 2023

The opinions expressed in this magazine are not necessarily those of the club.



PRESIDENTS REPORT AUGUST 2023

Welcome to the August edition of the Central Coast 4WD Club magazine. Last month of Winter, and looking forward to the beginning of Spring next month. Although it does seem like spring has come a little early with some mid-winter temps being in the low 20's. I have been on a few trips lately and fantastic seeing all the wattle in full bloom.

Speaking of trips, there have been a few on over the last month, being day trips and camping trips. My reccy trip to Stockton seemed to be an overwhelming attraction with 9 cars in all. A great day had by all and the weather was sensational. Lachy's trip to Lithgow was another extremely successful trip, combining some challenging 4WD tracks and historic tour of the old Lithgow small arms factory. Lot of Australian manufacturing history originating from the war time. And of course the Zig Zag railway ride. I have to say it was my first time for all the events and locations we went to. Great to maybe do the same trip again sometime in the future for others to experience.

Scott Horne put on a day trip around the convict trail and a lunch stop over at the Settlers Arms Inn at St Albans. A great day out and some scenic roads to travel on. Interesting to note too is that the Settlers Arms is up for sale. No price tag but expected to be a few million. Land was originally purchased back in the 1800's for 4 pounds.

Christmas in July was a great weekend with some games, camp cooking and enjoying some time around the fire. Lucky door prizes and the lolly counting in a jar proved to be a great success. Thanks to all who made the weekend such a great success and the new blinds in the café area made a welcomed warm and cosy corner away from any cool breezes.

Many have paid their memberships renewals and a few still outstanding. So if you can organise to make payment, it would be appreciated.

We have a few people interested in the Sydney 4WD Supershow but no information back yet regarding camping for those who wish to stay down there, or rostered times. I have recently spoken to members of our 4WD association and hopefully we may find out more soon.

And the weather forecast for the summer period is looking to be hot and dry, so take care in wherever you are planning to go. I will get the Fire Safety brochures out again in upcoming magazine issues for everyone's benefit and pass onto friends and family.

And finally, our Annual General Meeting is on Thursday the 10th of August at The Entrance Leagues Club. The AGM will follow after a short break after the General Meeting. As usual, 6pm for those who wish to dine and chat and meeting commences at 8pm.

Thanks, Pete Robinson
President CC4WD Club.

From the editor



Greetings everyone,

The awesome cover photo comes from the Newnes Plateau trip, descent to the Lost City, not quite sure who took the photo so credit to whomever took it.

Thank you for the trip reports. Looks like there have been some great trips and some pictures are included but as always there are plenty more on the Facebook page.

On a more personal note we have now officially made the move to Queensland. Mysteire, Max and myself all have some great memories of our days and nights spent with the CC4WDC. We will certainly miss the spontaneous trips to the lease, the club outings and the wonderful people we have been privileged enough to meet and share these memories with. Hopefully we will see many of you at some stage in the future.

Happy reading Sean

Next General Meeting
August 10th, 2023 at 8pm
The Entrance Leagues Club
3 Bay Village Road Bateau Bay



Or you can attend by Zoom if you wish!

Zoom meetings are free and you can join from your computer, phone, iPad or other tablet.

If you are joining by phone you will need to get the Zoom app before you can join a Zoom meeting.

- For iPhone or iPad, go to the App Store.
 - For other phones or tablets, go to the Google Play Store
- The app you need is called "**Zoom Cloud Meetings**"

Once you have the app, click on the meeting link below to join a meeting.

If you are joining from your computer, you can just click on the meeting link below and follow the instructions on your screen

[Click here to join](#)

Zoom etiquette : Please remember to remain on mute unless you are the one speaking

Central Coast 4WD Club General Meeting

THURSDAY JULY 13, 2023 - THE ENTRANCE LEAGUES CLUB

Start time: 8:03 pm

Attendees: As per attached attendance record

Apologies: Sean Du Toit, Mysteire Egan, Paul Fisher, Helen Tanner

Visitors: As per attached attendance record

Minutes of the previous meeting:

Motion: That the minutes for the General Meeting held on (08/06/23) as published in the magazine with the amendment above be accepted:

Moved: Jack Robinson

Seconded: Ken McDonald

Action: Carried

President's Report: Pete Robinson

N/A

Secretary's Report: Glenn Turnbull

Correspondence and emails received as tabled.

| From | Subject | Response |
|----------------|----------------------------|--------------|
| Mari Metzke | CTP Newsletter - June 2023 | Posted on FB |
| Samantha Welsh | Hubspot Account manager | N/A |

| | | |
|-----------------------------|---|--|
| 4WD NSW and ACT Association | Certificate of Currency for Public Liability Cover for FY 2023-24 | Forwarded to the Treasurer |
| Craig Green | Ourimbah clean up day pics and a suggestion for a story in the mag | Forwarded onto the club president and vice president |
| 4WD NSW and ACT Association | Receipt for Central Coast Four Wheel Drive Club Association payment | Forwarded to the Treasurer |
| Brock from the association | Region Stand Sydney 4WD & Adventure Show Eastern Creek | Posted on FB |

Hard copy correspondence: N/A

Outward correspondence: N/A

Motion: That the inwards and outwards correspondence that will be presented in the magazine be accepted.

Moved: Shane Tapscott **Seconded:** Bev Douglas

Action: Carried

Treasurer's Report:

Michelle Edwards

Michelle presented the following report at the General Meeting to be captured in the meeting minutes and printed in the monthly magazine:

| CC4WD CLUB TREASURERS REPORT -for JULY 23 General Meeting | | |
|---|--------------|--------------------|
| DATE: | 30 June 2023 | |
| | | |
| BALANCE SHEET | | |
| Investment Term Deposit | | \$20,368.61 |
| Undeposited Funds | | \$0.00 |
| Cheque account: | | \$13,110.81 |
| NET POSITION | | \$33,479.42 |
| Fun Fines | | \$21.25 |

| | | |
|-----------------------|--|-------------------|
| Donations | | \$10.00 |
| Raffle | | \$121.00 |
| Membership | | \$5,040.00 |
| Merchandise | | \$205.00 |
| Miscellaneous | | |
| Christmas Party | | |
| Social Event | | |
| Interest | | \$0.29 |
| Advertising | | |
| | | |
| TOTAL INCOME | | \$5,397.54 |
| | | |
| Expenses: | | |
| DTU | | |
| Miscellaneous | | |
| Bank Charges | | \$24.02 |
| MYOB | | \$65.00 |
| Monthly meeting | | |
| Lease | | \$146.25 |
| Advertising | | |
| Club affiliation | | \$4,268.00 |
| Membership | | \$48.40 |
| Merchandise | | |
| Raffle | | |
| Social Event | | |
| Donations | | |
| Income : | | |
| TOTAL EXPENSES | | \$4,551.67 |
| NET PROFIT | | \$845.87 |

Motion: That the Treasurer's report as presented at the meeting and reported above will be accepted.

Moved: Scott Good

Seconded: Gerry Donaldson

Action: Carried

Bills for payment:

| | | |
|---------------------------|----------------------|-----------------|
| TO | FOR | |
| The Entrance Leagues Club | Catering for meeting | 130 |
| Faye Goodman | Zoom subscription | \$230.00 |
| Irwins | Fuel | \$79.90 |
| Ken McDonald | Blinds at lease | \$206.15 |
| TOTAL BILLS | | \$646.05 |

Motion: That the Bills of payment as presented at the meeting and reported above will be accepted.

Moved: Linda Seymour **Seconded:** Alison Wallace **Action:** Carried

Membership Officer Report:**Dawn Smit**

- Member badges were presented to those in the room
- Reminder that membership renewals are due, please check the magazine for payment details.

Vice Presidents Report:**Jack Robinson**

N/A

Editor's Report:**Sean Du Toit**

N/A

Assistant Treasurer's Report:**Alison Wallace**

N/A

Lease Managers Report:

Ken McDonald

- 3 blinds have been installed.
 - Please remember to put them up if you are last to leave the property.
- Light trial is going well.
- Looking to have a working bee in September 23-24 (moved from 12th August)
- Grass is good, no mowing is needed.
- The Lease is ready for the Christmas in July party.

DTU Report:

Damien Erickson

- Last 2 have cancelled due to lack of numbers

Merchandise Report:

Jane Savage

- Lisa and Jane modelled a variety of club merchandise
- There are new club stickers available to pimp up your ride! (a quote from Jane)
- Hats, caps, jumpers, shirts and stickers are available
- No merch will be available at the August meeting and will be back in September

Raffles:

Joyce Hollins

Prizes on offer tonight include:

- Ironman drink bottle
- Fire extinguisher
- Insulated mug
- Wine carrier
- MasterChef spatula

QuarterMaster Report:

Peter Glendinning

- All going well, please contact Peter if you need anything

Public Relations:

David Edwards

- Reminder for first aid and CPR course on 26th August
- Send Dave an email if you are interested (publicity@cc4wdc.org.au)

NSW/ACT Association:

N/A

N/A

General Business:

- Jack Robinson
 - Last free mental health first aid course being 29th July. See Jack for more details
- Ken McDonald
 - Christmas in July
 - Reminder it's been moved to the Lease
 - We'll have a second fire for the campfire ovens – no camp ovens in the main fire
- Michelle Edwards
 - PO Box – we had decided to shutdown the PO Box due to everything being electronic, however the bank needs a physical address.
 - **Motion:** reinstate the club PO Box at Lake Haven
 - Motion moved by Yvonne McDonald and seconded by Jane Savage

Social Activities:

- N/A

Items for Sale:

- Paul Fisher
 - Nissan Patrol
 - It's been well looked after
 - Talk to Paul if you are interested
- Ray:
 - \$5 for a \$50 ironman voucher

Trip Masters Report:

Lachy Thomas

- Trips presented on the night (see the magazine for more details):
 - Lithgow
 - Turon

Upcoming Trips:

- Here's a summary of the up-and-coming trips, check out the magazine for more details:
 - President's Stockton beach recce
 - Scott Horne running a trip to the convict trail this weekend. Still spots available.
 - Christmas in July @ The Lease
 - 22-23rd July
 - Please contact Lachy if you would like run a day trip
 - Adventure Show 8-10th September
 - Bush first Aid course & CPR 26th August
 - Dunn's Swamp
 - 15-16th September Team navigation trip run by Tappy
 - Cost:
 - \$10 entry per team (2 cars per team)
 - \$50 for parks permit
 - 9 checkpoints over the weekend
 - Prize money up for grabs
 - Golf style scoring system

Piston Broke Trophy:

- Fishers for their diesel freezing and the car not starting (took 3hrs to get going!).

Legend of the Month:

- Glenn Turnbull for his effort moving the management of member data to HubSpot

Fun Fines:

Gold coin donations for forgotten badges and phones ringing.

Final Notes:

- The next Committee meeting will be held on 24/07/23 7pm @ The Entrance Leagues Club. Contact Pete Robinson for details - all welcome to attend.
- The next General Meeting will be held on 10/08/23 at the Entrance Leagues Club and on Zoom.

Meeting closed at 9:16 pm

Minutes by Glenn Turnbull

President Pete Robinson

Some photos from the last club meeting



Ian Fischer — Piston Broke trophy



Supermodels — Jane & Lisa



Glenn Turnbull— Legend of the month, for his great IT work.



Ben Bullen Lookout

MEMBERSHIP RENEWAL

due 30th June 2023

General Membership

\$90 per annum

Gold Membership

\$50 per annum

Gold membership applies after 15 years of consecutive membership

Please make payments to:

Account name: Central Coast Four Wheel Drive Club Incorporated

BSB: 082 620

Account: 622 378 649

Description: Your name OR membership number **AND** the word **RENEWAL**

Please include these details in the payment description otherwise it is very difficult to reconcile payments received.

If any of your other details have changed, for example:

- home address
- email address
- contact number
- car details

Please email membership@cc4wdc.org.au with the new details

1 July 2023 trip report by Bob Montgomery

Participants :


| | |
|-------------------------|---------------------------|
| Lachy & Liz Thomas | Ford Ranger (Trip Leader) |
| Pete (Prez) Robinson | Toyota Landcruiser |
| Chris Mitchell | Toyota Prado |
| Bev Fort | Toyota Prado |
| Jackie Robinson | Toyota Prado |
| Dave & Michelle Edwards | Toyota Prado |
| Ray Kaltenbacher | Toyota Prado |
| Ian & Fiona Fisher | Nissan Patrol |
| Monica & Bob | Ford Ranger |



Ben Bullen Lookout

Newnes Plateau, I personally haven't been up here since the start of the *holocough*. In the before times we as a club would come up here to drive tracks with names such as the Spanish Steps, Ranger Bob, Son of Ranger Bob, Pipeline, Moon Rock and the inevitable Wombat Holes and Powerline Track. Depending on weather all of these with the exception of Pipeline can and have been driven in trucks with 50mm lift and good tyres, a bit of moisture though and they get interesting.

Lachy posted this trip and I was straight on it; "it's gonna be cold overnight" said everyone; a caravan with a diesel heater sorted that out for us, and there's a lot to be said for caravan parks with powered sites and cabins. The only thing that froze was the water tap, see the pic of Fiona and Ian's camp trailer tap on the Sunday morning after a heavy overnight frost; we won't mention sub zero temps and diesel eh!



A frozen water tap

Our meeting point was the Shell servo at South Bowenfels five minutes from the van park; with the ubiquitous coffee in hand Lachy gave us a run down on what to expect. The weekend was to be a two headed beast with today exploring the tracks up on the Plateau and tomorrow an explore of the small arms museum and a trip on the newly refurbished Zigzag Railway. I will say both are well worth a visit but not my story to tell.

Did you know there are heavy anti-aircraft gun emplacements in Lithgow? Well there are and they were put in to protect the small arms factory, mining and transport during WW2. They are situated very conveniently a stone throw from our meeting point so we had a visit and explored the gun battery and bunkers; there are plenty of information boards that tell the story of this little known but important site.



Anti-aircraft gun — Lithgow

A miracle, our convoy of nine cars managed to navigate a torturous route through the back roads of Lithgow without getting separated or lost, personally I think having everyone sandwiched between two Ford Rangers and some good radio work was the key.




The Convoy of nine

Having aired down we followed State Mine Gully Rd up on to the Plateau and past the old picnic area at Bungleboori, keeping right onto Glow Worm Tunnel Rd. A couple of kms along here on the left is a track which follows the old railway track; along the way we passed through the cuttings and should have driven through the old works site, but track closed! NPWS are doing work on the walking track down to the Glow worm tunnel and have closed all access routes in the vicinity. To be fair NPWS website did mention the walking track closure but nothing about this track. Well, work is being done to tracks etc and the track signage is very good so thanks NPWS, this is what our camping booking fees gets spent on.

Lachy has us retrace our tracks back to Bungleboori; we turn up Black Fellow Hands track and head for the Lost City. At this point you could follow those new you beaut signs out to the Lost City but where's the fun in that? Lachy and myself know a more interesting track up near the Ranger Bob track.

This track is quite heavily eroded in parts and it's handy to have a spotter if you're not sure of your wheel placement; Dave Edwards did a great job spotting for those who asked; no shame in asking it's better safe than sorry. At the bottom there is an off camber rock slab to descend then we're out onto the flat ridge looking out over the Lost City. From this point you can see the carpark where you would end up if you were to follow the aforementioned signs. President Pete goes climbing while the rest of us make the best of a cold windy lunch break, it is very exposed here.



Dave the awesome spotter

Climbing a track is always preferable to descending and it gives us chance to use those toys that our trucks come adorned with nowadays; engaging a locker is preferable to sliding sideways into a big erosion hole and doing panel damage. A reminder to those of you with centre diff locks (Toyota), turn them off in tight manoeuvres, your steering will be easier. Back at the top of the track we turn left back out onto Black Fellow Hands track.

Black Fellow Hands track; I've never driven this dry; it's bog holes all the way, some deep enough to have interesting detours that make you think the bog hole might have been the better option. Those 200 series Landcruisers are a touch fat through some of these detours, eh Pete? We give the cave the track gets its name from a miss, time is getting on and Lachy would like to get to the lookout up on the Bicentennial National Trail.



Above : Black Fellow Hands Trail

Right : Bicentennial National Trail



We cross Wolgan Road on to the Bicentennial trail and woohoo! This is one of my favourite climbs; it looks very daunting as you approach but again we have our toys, the best line is still start hard left, climb the first step and head to the right then straight up, locker in if you have one, and nice and easy, everyone up with little drama. From here it's an easy eight kilometre run to the Ben Bullen Lookout; this gives us a stunning view straight down the Wolgan valley towards Newnes and the campground. We arrive approximately an hour before sundown and with the sun to our backs the cliffs opposite are lit up, this is a first for me as we usually get here for morning smoko or lunch so the cliffs are usually in the shade. There is a young couple set up to camp here overnight in a rooftop tent, we reckon they froze their butts if they did make it through the night; next morning there was a severe frost of minus nine centigrade.

On previous trips we would drive the Bicentennial National Trail through to its junction with the Castlereagh Highway at Ben Bullen. Unfortunately this is closed due to the track being washed out so we back tracked a couple of kilometres and followed a track that hugs the headwaters of the Cox's River back out to the Wolgan Road. We aired up whilst waiting for Dave to sort a flat. You've maybe heard of the trick with the fuel and lighter to inflate a tyre, more practice Dave eh!

From here we headed back to the caravan park and had happy hour courtesy of Bev and Jackie in their warm cabin.

First off, a big thanks to Lachy and Liz for a fantastic weekend. Sunday is another trip report, not from me but a great day was had, the photos that accompany this story I stole from the club Facebook page, so thanks and apologies to, Michelle Edwards, Fiona Fisher, Pete the Prez, Liz Thomas and Monica Porteous.


Cheers everyone, Bob Montgomery.

Christmas in July Pictures



Thanks for the photos Michelle
Looks like a great weekend was
enjoyed by everyone.





A few more.....

There are plenty more on the
Facebook page



LITHGOW DAY 2 – SUNDAY 2nd JULY by Fiona Fisher

Zig Zagging through history. Lachlan Thomas – leader extraordinaire

The morning started a tad brisk!! Try -5.6 degrees. It was nice and warm overnight camping but getting up about 7am for nature calls not so much!! Those that were leaving that day were packing up to meet the deadline of out by 10. We were staying at the Lithgow caravan park. Unfortunately, we were not allowed to have fires, but “The Clubhouse” was well attended in the evenings – Aunty Bev’s and Jackie’s cabin!! Our 4wd on Sunday morning wanted to wait for the sun to warm up a bit more before wanting to start. Apparently subzero temperatures and diesel fuel don’t mix. It was content to stay there while we visited the Museum, with the goats at the farm next door keeping it company. No problems with it on our return a few hours later.

Our first stop was The Lithgow Small Arms Factory Museum - an industrial museum. It is located on the original Commonwealth Small Arms Factory site and houses archives dating back to the founding of the factory in 1912, as well as many historical small arms and artefacts related to the operation of the original Lithgow Small Arms Factory. Some information below straight from their website.


“To keep the skilled workforce intact during times of peace the Factory was empowered by the Government of the day, at times controversially, to take on commercial contracts.

These contracts ranged from rough forgings and investment castings to finished products. Some of the names found on factory production include Sunbeam (Mixmasters), Zircalloy (spanners), Pinnock (sewing machines), Slazenger (golf clubs), Borg Warner (gear boxes), Centrex (movie projectors) and SAF-LOK (handcuffs).”

No 1 Pinnock sewing machine



Tooling up for the manufacture of the Pinnock sewing machines began at Lithgow SAF in 1949 with production commencing in 1950. 6000 were made before production at Lithgow ceased in 1954. In 1957 Pinnock opened its own factory in Adelaide for sewing machine production.



Our next stop (and trip down memory lane) was to the Zig Zag Railway. First stop – lunch time. Most of us opted for getting to the carpark with our trailers and caravans etc. Lachy pulled out his camper cooking set up, the Fishers pulled out their pies from their pie oven. In all we had a nice set up there and the coffee from the railway café was good too!! Most of us were booked in for an afternoon ride on the recently re-opened railway. Below is some information from their website! Soaking up the sights and smells definitely happened!! Just ask Liz Thomas re the steam coming through the open windows while we were traversing the tunnel on the way back!!

“Soak up the sights, smells and scenery of Australia’s historic rail adventure – Zig Zag Railway is just 15 minutes from the Blue Mountains. Established in 1869, come and enjoy a relaxing ride on the romantic, nostalgic, impressive steam locomotive as it hauls you over the Great Lithgow Zig Zag.

Unfortunately, in 2012 the railway was forced to close due to rising costs and the increasingly complex regulatory requirements of operating a railway. Following the closure, two significant bushfires and a flood devastated the railway and left the site damaged and volunteers with an enormous challenge.

Since then, our wonderful community has been working hard to return the railway to its former glory. This work has seen the restoration of locomotives, passenger carriages and all 11 kilometres of track – and we’re so glad to have you back!”

Our weekend finished there. Some were going back to the caravan park while the rest of us made our way home after a most enjoyable weekend.





- All sorts of Batteries
- **HULK 4x4 Accessories**
- Dometic Fridges
- Auto Electrical Accessories



02 4339 4771

www.coast2coastbatteries.com.au



Unit 2 / 236-238 Manns Road
West Gosford 2250



This is Club 4X4 Country



You have arrived.
You took that red dirt track,
wheeled your way through the
mud and battled the bulldust.

You find yourself a nice
secluded patch to set up camp
for the night, or maybe two -
who knows. The awning is out
and the rooftop tent is ready
to lay your head later that
night. The campfire is roaring
and the Milky Way is beaming
down at you. This is what it's
all about right? Well you're
not alone, this is what we're
about too.

How often have you found
yourself in this setting and
considered what you would
do if the worst were to happen
to your kitted out 4X4?
Take a moment to do that -
we'll wait.

Would your insurance
payout allow you to rebuild
this dream? If your rig burnt
to embers that night, how
much would you be covered
for? If you had an accident
on that red dirt track,
would your insurer cover
you for driving there?

If you're not sure, head on over to Club 4X4
country, we understand what you need.

Visit **CLUB4X4.COM.AU** or call **1800 CLUB 4X4** for a quote



*An excess of \$500 will be applied to a claim under this cover, with a maximum of two (2) claims per policy year. A maximum limit of \$1000 also applies to any individual item. Read the PDS for more detail. ** This Additional benefit is subject to an excess of \$200 which will be applied and this benefit is limited to one (1) claim per policy period. Club 4x4 Pty Ltd is an Authorised Representative of the insurer, The Holland Insurance Company Pty Ltd, AFSL 241436. Any advice provided is general only. Consider the PDS at www.club4x4.com.au

PROUD MEMBER OF



Upcoming Events in 2023

Refer to following pages for detailed trip notices

| Date | Event | Class | Contact | Telephone | Limit |
|----------------|--------------------------|-------|--------------------|--|-------------|
| 13 August | DTU Stage 1 — Cooranbong | C | Damien Erickson | 0421 644 644 | 8 people |
| 26 August | Bush First Aid | n/a | Dave Edwards | 0418 605 445 publicity@cc4wdc.org.au | Unlimited |
| 2 September | Stockton Beach Day Trip | C | Pete Robinson | 0400 759 693 probbo44@bigpond.com | 12 vehicles |
| 16 September | DTU Stage 2 — We-Leaser | C | Damien Erickson | 0421 644 644 | 8 vehicles |
| 16 September | Teams Navigation Trip | C/B | Shane Tapscott | 0408 026 430 | Unlimited |
| 15 October | DTU Stage 1 — Cooranbong | C | Damien Erickson | 0421 644 644 | 8 people |
| 18 November | DTU Stage 2 — We-Leaser | C | Damien Erickson | 0421 644 644 | 8 vehicles |
| 20-24 November | Dunn's Swamp | C/D | John & Helen Smyth | John (0429 700 509) Helen (0484 229 861) | 6 vehicles |



The glorious beauty of nature at The Lease



Bush First Aid

RTO Accredited

- Provide First Aid HLTAID011
- Provide Basic Emergency Life Support HLTAID010
- Provide CPR HLTAID009

**CC4WD Club 1st Aid Course is on Saturday
26th August 2023 at We Leaser**

**Please send an email to the address below to
register your interest in the Course.**

When: Saturday 26th August, **9am** start.

Contact: Dave Edwards. ph. 0418 605 445.

Email: publicity@cc4wdc.org.au

Where: We Leaser.

Cost: \$130.00.per person.

Bring: Food, drink. Camping overnight optional.

Limit: All club members welcome

Minimum Requirements: Completion of online pre-learning component and a USI number required for registration.

Please be prepared for a full day of interactive learning.

This course is run by our club member Sue Wells from Express First Aid at a reduced cost, subsidized by the club for club members.

Stockton Beach Day Trip



Trip Leader: Pete Robinson 0400 759 693 email: probbo44@bigpond.com

When: Saturday 2nd September 2023

Where to Meet: McDonalds, Lavis Lane and Nelson Bay Road. Williamtown 8.30am

Classification : C and D

Vehicle Limit : 12

What to Bring: Full tank of fuel, normal recovery gear. Air pump. Additional to normal recovery gear will be Max Tracks, Flat block of wood in case of tyre changes in the sand and a shovel. UHF radio and a portable UHF if you have one. Morning tea and lunch if you wish to bring lunch with you. Option to eat at the Anna Bay Tavern. Fold up chair. Sand dune flags optional.

Minimum Requirements: Completion of stage 1 and 2 Driver Awareness

Costs: Beach Permit \$33.00

Trip Information:

Following a successful reccy trip, I am planning an actual trip to Stockton Beach. We will meet at the McDonalds at Williamtown. Beach permits are available at the Metro servo opposite McDonalds. Minimum is \$33.00 for a 3 day pass. If you are a pensioner, you receive a discount, but you must bring your vehicle registration papers with you to prove you are eligible. Seniors card does not qualify. Annual only pensioner beach pass is \$44.00. We will travel down to the beach access car park and air down tyres and a pre trip briefing. On average, 15psi to 18 psi seems to be the accepted pressure but can be adjusted once on the sand like many have done before. From the car park, we will travel along the access trail and then onto the sand dunes.

Convoy procedure is important, to ensure the safety of all of us, and other users of the beach. We will make our way to the beach to view the wreck of the MV Sygna, depending on tides on the day. Best viewed at a lower tide. From there, travel South to some other sand dunes for morning tea. So a fold up chair is recommended. A bit of time to traverse the sand hills and to enjoy the view.

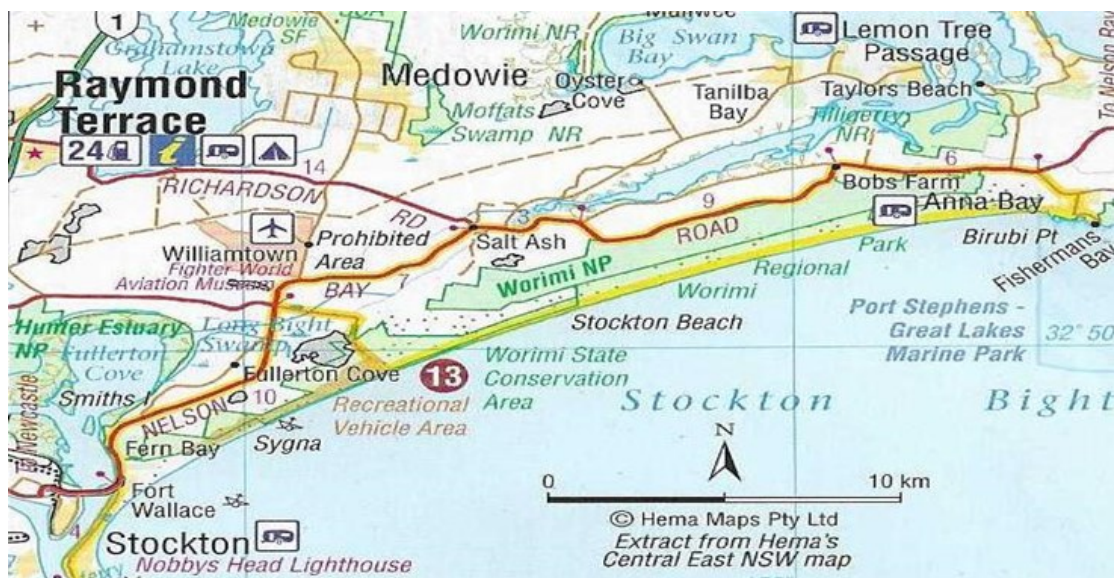
Once you have gained your confidence conquering the sand hills, we will make our way north towards the Tin City settlement. There is an actual car park we can stop at and view the structures. Then we can make our way north to Anna Bay along the beach. A reminder too is that there is a 40kmh speed limit on the beach. 20kmh approaching 100 metres of any pedestrian that may be walking on the beach.

Once at Anna Bay, we can stop for lunch. Looking at an option to have lunch at the nearby Anna Bay Tavern or if you bring your own. After lunch we will return to the beach and drive back to the Williamstown entry point and air up your tyres in the car park, or if you wish, drive the short distance to McDonalds where they have an air pump in the car park or at the servo.

Our reccy trip did not have any major issues with any of our vehicles in the sand. There will be plenty of others to assist if you do have any problems but highly unlikely. As you can appreciate, slow speeds in sand will use a little bit more fuel so a full tank before you start is a wise idea.

Thanks and looking forward to another adventure here.

Pete Robinson



Teams Navigation Trip



Trip Leader : Shane Tapscott (shane.tapscott1@det.nsw.edu.au)

When: 8:00 am Saturday 16th September (Event starts 8:30 am SHARP)

Where to meet: The Entrance Leagues Club Car Park

Classification: C-B grade

Vehicle Limit: Unlimited Teams of 2 vehicles (No Trailers/caravans)

What to bring: good navigation devise, Self-sufficient supplies to camp overnight + \$40 for a permit

(Lunch, water, snacks, fuel, Recovery Gear, UHF Radio)

Minimum requirements: DTU stage 1, good navigation devise skills (Sat-nav / phone maps) and a good sense of direction.

About the Event:

Teams will be made up of two vehicles (\$10 per vehicle / \$20 per team)

At 8:30 sharp Saturday morning, the first navigation destination will be revealed.

The team arrival position (must have both team drivers in attendance), to each of the allocated checkpoints will go towards be the teams points total.

The team with the least number of points at the final checkpoint (Sunday afternoon), will be determined the Teams Navigation Trial winners.

The winners will receive the following:

1st Prize - two thirds (2/3) of the original total amount of the team's entry fee.

2nd Prize - two thirds (2/3) of the remaining amount.

3rd Prize - the remaining amount.

The more teams enter, the greater the prize available – for example, 5 teams enter the event 10 vehicles @ \$10each = \$100 raised, 1st prize = \$75, 2nd prize = \$16, 3rd prize = \$9

In case of more then one team winner, the winners will be determined by a final challenge at the finish line (etc. DTU/DAFS approved tyre change and/or multiple strap recovery set-up).

The overnight camping destination will have campfire, limited cooking facilities and toilet facilities.

For more information and/or enquiries, please do not hesitate to contact me.

Shane (Tappy) Tapscott 0408 026 430

(I will generate a list of pool participants who are looking for a team vehicle the create a team)

WESTERN WOLLEMI



Musk Duck Spray, **Dunn's Swamp**

Trip Leaders: John and Helen Smyth

Date: November 20 – 24 (Monday to Friday), 2023 [3 or 4 nights]

Grade: C-D

Vehicle Limit: 6

Meeting Place: Mon., Nov. 20 at Dunn's Swamp campground.

Information: The NSW NPWS have put strict booking requirements on all visitors! You will need to book your site on-line (Google "Dunns Swamp"). There are only 11 caravan sites but 40 tent sites. Caravan/Camper trailer costs are \$17/night + 2.5% booking fee and tent sites \$12/night. Bookings can only be made after **May 24**. Pit toilets are provided, but no power nor drinking water is provided.

Dunn's Swamp is 25km from Rylstone; the last 10km of the access road to the campground is dirt and often very rough.

The 4WD portion of this trip (only 20km) takes us into the north-western corner of Wollemi National Park, on a rarely traversed track, over Nullo Mountain, via private roads at each end. A scenic drive through the Widden valley brings us back on to the Cox's Gap road. This part of the trip, in 4WD vehicles only, will be undertaken on the Thursday morning, weather permitting. When the Cox's Gap road is reached, those travelling home will do so via Denman, while those who have caravans will need to return to Dunn's Swamp via Bylong.

Activities include bushwalking, swimming and kayaking in/on the beautiful water reservoir (on the Cudg-egong River), rock climbing, fishing (fishing licence required) and a perhaps a half day excursion to Ferntree Gully (rain forest).

What to Bring: Camping gear, drinking water, shower (if desired), kayaks (if possible), sturdy walking shoes, swimming togs. [Pit toilets are provided]

Contact: John (0429 700 509) or Helen (0484 229 861) if/when you have been able to book in.

WE-LEASER MAINTENANCE ROSTER

2023

Once again it is time to organise a roster for the lease for the coming year.

A big thankyou to this year's members who gave their time and energy to keep the lease in such good condition for all members to enjoy.

If you can find time sometime during the year to go up to mow and do any maintenance you can see needs doing. Please notify the lease manager with the month you would like to have your name put against.

A roster will be made and posted in the magazine with names and month volunteers nominate. Contact Ken or Von on 43581357 or kenandvon5@bigpond.com

2023 Roster - Carried over from 2022

| Month | Name |
|-----------|--------------------------------|
| JANUARY | Mysteire Egan and Sean Du Toit |
| FEBRUARY | Scott and Lisa Good |
| MARCH | Mel and Ben Gall |
| APRIL | Bill and Dianna McConville |
| MAY | Harvey Lopez and Alma Thompson |
| JUNE | Jim and Lisa O'Donoghue |
| JULY | Vickie Doran and Neil Pearson |
| AUGUST | Anna and Damien Erickson |
| SEPTEMBER | Lachy and Liz Thomas |
| OCTOBER | Dave and Alison Wallace |
| NOVEMBER | Craig and Dee Green |
| DECEMBER | Paul and Jo Kelly |

A HUGE thank you to everyone who put their hand up to help with the maintenance of the We-Leaser. We are always in need of volunteers to keep the lease neat and tidy for **everyone's** enjoyment, so if you would like to put your name down to help out, please contact the Lease Manager Ken McDonald, to register your interest.



Lovells GVM/GCM Upgrades

- Increase Towing Capacity
- Increase Vehicle Loading
- Lift Kits & Rebushing
- Australian Made & Designed
- Drive in, Drive Out Service
- Engineering Support & Advice



LOVELLS
SUSPENSION
 FOR THE RIDE OF YOUR LIFE
available at...

Suspension Concepts
 2/2 London Drive, Wyong - 0243512659
sales@suspensionconcepts.com.au

TOYOTA LANDCRUISER
200 SERIES

PLATINUM SERIES
4200KG
GVM UPGRADE

LOVELLS GVM upgrades offer one of the best suspension upgrade solutions for serious load carrying towing and off-road adventures.

LOVELLS
AUTOMOTIVE SYSTEMS

Another Australian Steel Building by



SHEDS. MADE. TOUGH.

SHEDS.
GARAGES.
KIT HOMES.
PATIOS.
STABLES.
BARNES.

By locals for locals



Colorbond®

02 4322 0351

www.shedsnhomes.com.au

CLUB EQUIPMENT

Are you having a get together, party or going on a trip?

The CC4WD Club has equipment which is available to go on loan to its Members

Some of this equipment includes:

- Fold up tables (located at the lease)
- A portable gas barbeque
- Gazebos
- Eskies
- And lots more...
-

For a more detailed list of all equipment, please see Members Page on the Club Website.

Should members wish to borrow this equipment please contact our Club Quartermaster—Peter Glendinning on 0407 201 120.

Please be aware that it is the Quartermasters role to store and issue equipment and NOT to deliver it or clean it. Please ensure anything returned to Pete is clean and let him know if it is faulty or broken.



How to run a club trip the easy way!

- Phone any club member that has run a trip previously, they'll love helping you
- Look at trip reports and trip notices in old magazines for ideas
- Watch YouTube videos about four wheel drive trips
- Look at other 4WD club websites
- Look at the list of previous club trips on the following page for inspiration

The club website has lots of information about how to lead a great trip.

Did you know that the club website has a member's only page with documents and information for club members only?

Contact any member of the committee for the password.

TRIP BOOK-IN PROCEDURE—Please familiarise yourself with these procedures to avoid any frustration

1. You must personally book in
2. If you book in early you must confirm that you still intend going no later than two weeks before the trip. If you do not confirm, your position will be re-allocated
3. If you are unable to attend please notify the trip leader as soon as possible so that someone else has the opportunity to fill the position
4. It is YOUR RESPONSIBILITY to contact the trip leader the night before the trip. This will enable you to confirm your attendance, and also check that the trip hasn't been affected by weather conditions

TRIP CLASSIFICATION CODES

- A.** This class of trip is considered to be extremely difficult. Participants will have to be experienced at travelling over difficult terrain. An amount of winching and/or towing will almost definitely be required. Participants will be required to bring along basic recovery equipment. The trip leader will have the right to reject a request to go from someone who is considered under experienced
- B.** This class of trip is considered to be a moderate to difficult trip. An amount of winching and/or towing will almost certainly be required. Under extreme weather conditions, this trip could develop into a class A trip
- C.** This class of trip is considered to be a moderate trip. Various sections of this trip will require cautious driving in order to negotiate your way. In most circumstances winching and/or towing will not be necessary
- D.** This class of trip is considered to be a relatively easy trip. It is unlikely that any winching and/or towing will be required
- E.** This class of trip is considered to be very easy. Little or no four wheel driving will be required and these trips usually consist of easy to reach base camps, scenic tours, social events, etc.

IMPORTANT NOTE: ALL B AND C TRIPS YOUR VEHICLE MUST BE ABLE TO ENGAGE LOW RANGE. These classifications codes are *A GUIDE ONLY*. The code designated to a trip can change from the time of designation to the actual time of the trip. Although every attempt is made to ensure that an accurate class is given to each trip, members should be sure for themselves that they are capable of handling the type of trip they have chosen. If in doubt consult the trip leader, and they will advise you whether you and your vehicle are suitable.



Convoy Procedure

- Trip leaders to remind all drivers about convoy procedure before moving off
- Trip leaders to check that everyone on the trip has enough water, fuel, recovery gear and food
- Trip leaders to inform all participants of the radio channel (and alternate radio channel in the event of too much interference on the first channel) to be used and ensure everyone can hear them before moving off
- The trip leader will appoint a “Tail End Charlie” who always travels at the back of the convoy. Their job is to acknowledge and confirm all communication from the trip leader and ensure all vehicles are on the road whenever setting off
- Trip leaders to let Tail End Charlie know the state of any gates (whether open or closed) and Tail End Charlie must leave them in the same state they were found in
- Trip leaders to advise all participants of upcoming turns/hazards etc and make sure the Tail End Charlie has acknowledged any communication
- Do not drive in a manner or at a speed that could endanger yourself or any another participant
- If driving through steep or hazardous terrain always ensure the vehicle in front has passed through the hazard/steep section before you proceed and pay particular attention to the vehicle behind you, to ensure they’ve safely navigated the hazard
- Make sure you maintain visual contact with the vehicle behind you. At intersections, stop and wait until the driver behind acknowledges they’ve seen the turn
- If you need to leave the convoy, you must let the trip leader know
- If the convoy gets too spread out, the trip leader can appoint someone to be a relay between the trip leader and Tail End Charlie
- If a recovery is necessary, the trip leader will take control and delegate if necessary. If you’re not directly involved, make sure you stay well away from the recovery
- When in convoy, stay in your designated position. Eg: 4th car in the convoy. Do not overtake the vehicle in front without their permission
- Do not reverse or drive in the opposite direction to other vehicles in the convoy
- Always drive with headlights on
- Although the preferred communication is by radio, if you can’t contact other drivers via radio, you should flash your headlights
- Using radios to communicate doesn’t replace the need for convoy procedures to keep everyone safe and on the right track

Trip Notices

What to include in a Trip Notice

First of all, a big thanks to you for running a trip! We appreciate that there is a lot of planning and thought which goes in to leading a trip.

When you are writing up your trip report to be advertised in the magazine, please include the following details:

| | |
|----------------------------------|--|
| Trip Leader: | Name and contact details |
| Where to meet: | Include as much detail as possible including the time |
| The location of the trip: | |
| The Grade of the trip: | Please refer to the Trip Classification codes |
| Vehicle limit: | the maximum number of vehicles permitted on the trip |
| What to bring: | <u>Please be detailed here</u> eg: food and water requirements, a bag of firewood, full tank of fuel, recovery gear, swimmers |
| Minimum requirements: | Eg: must have completed stage 1 or 2 driver awareness, snorkel, recovery points, working UHF radio, winch |
| Costs: | Please note here if there are any costs involved. Eg: camping fees, museum or entry fees, booking fees, meals, accommodation etc |

Please then write a summary of the trip so people know whether the trip would be suitable for them. Include where you'll be heading, where'll you camp/stay, any highlights/points of interest along the way, then conclude with how, when and where the trip will finish up.

Another fantastic addition to any trip notice are some photos you have taken on previous trips to showcase some of the highlights of the trip. Please do not leave this up to the editor to include any photos.

Once you have all the details in your trip notice, please email in Word or Publisher format to **tripmaster@cc4wdc.org.au** so the Trip Master can log the trip **AND** to **editor@cc4wdc.org.au** so it can be included in the next magazine.



Trip Reports

There are written and verbal trip reports for each Club trip undertaken. At the beginning of each trip, the Trip Leader will request a volunteer for the written and verbal reports. Usually, the last person to turn up to the meeting place is assigned the coveted job of writing the trip report for the magazine.

How to submit a trip report:

- ⇒ Take notes as you travel and take lots of photos along the way
- ⇒ When you get home, type up your report in Word or Publisher (we use Publisher to compile the magazine) and include your photos in the document.
- ⇒ If you prefer to send your photos separately, please label your photos with the location and names of people etc.
- ⇒ Please upload your photos to Google Drive, OneDrive, DropBox or a similar file sharing service and email the link with your Word or Publisher document to editor@cc4wdc.org.au.
- ⇒ You can always refer to past magazines for examples of how a trip report is presented.

If you have any questions at all, please email the Editor at editor@cc4wdc.org.au

greenslips.com.au

calculate your cheapest greenslip >

calculate now

- 100% Market Coverage
- Cheapest Price Guaranteed
- Everything You Need to Know

JUST CALCULATED: NISSAN X-TRAIL 2013

| | | | | | |
|-------|-------|-------|---------|-------|-------|
| QBE | GIO | AAMI | ALLIANZ | CIC | NISMA |
| \$613 | \$606 | \$621 | \$623 | \$673 | \$788 |

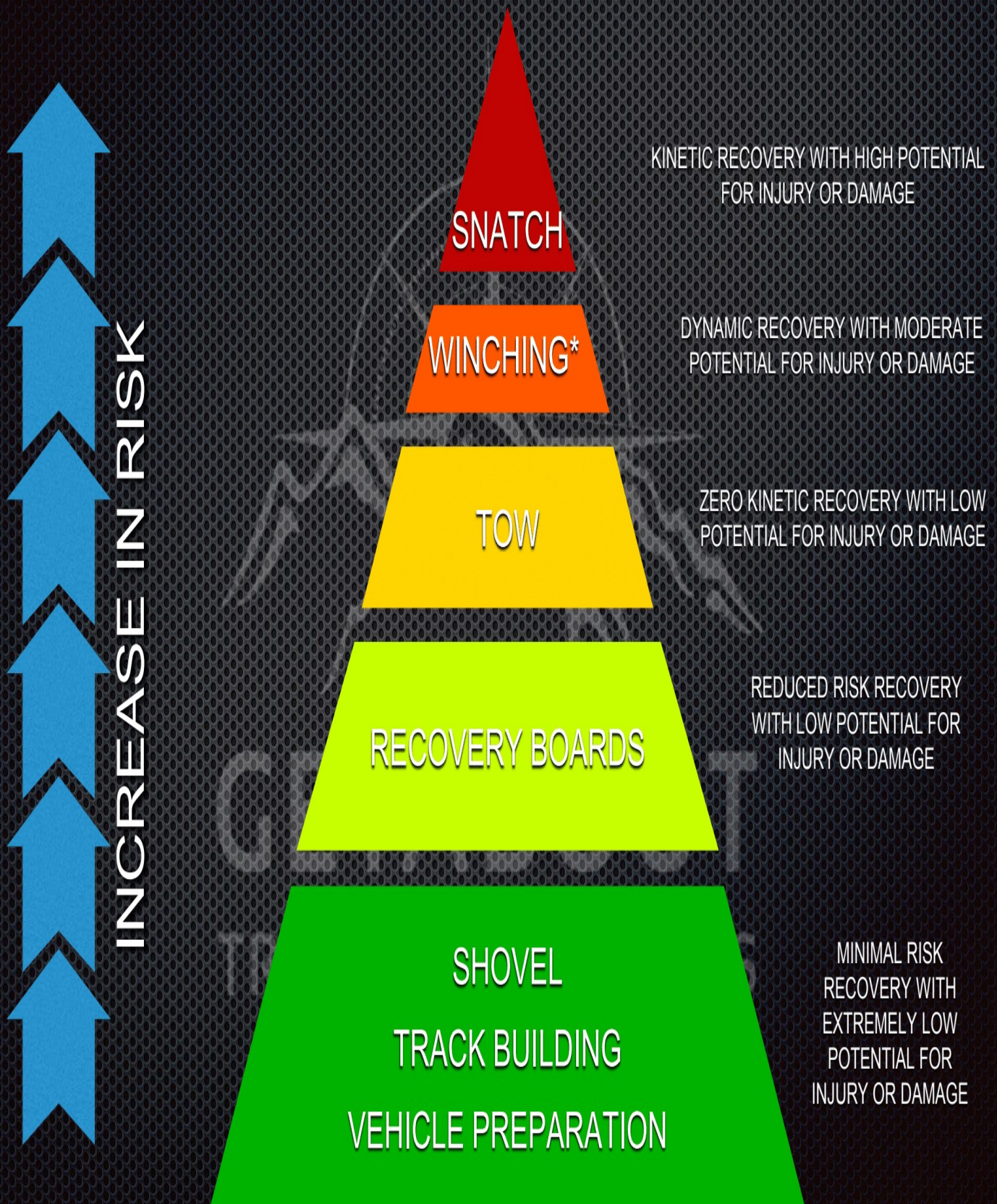
100% Market Coverage

Cheapest Price Guaranteed

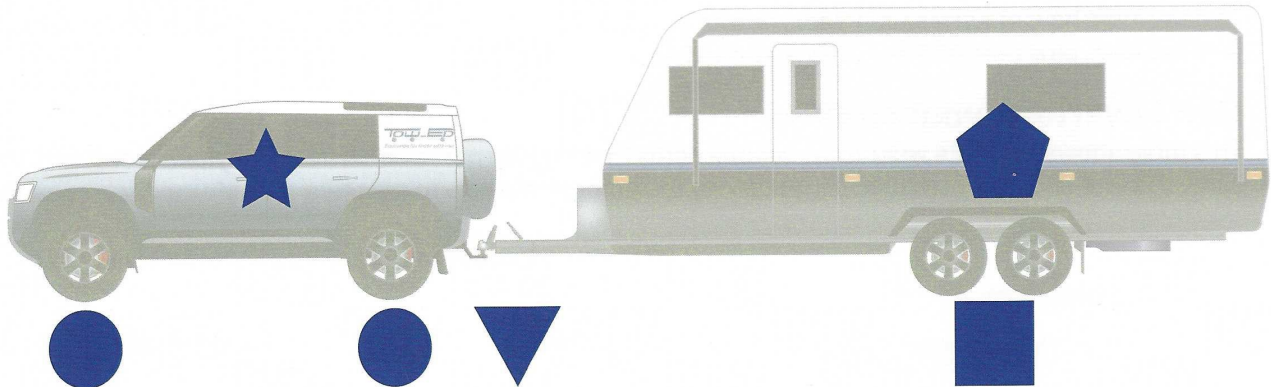
Everything You Need to Know

easy. done.

HIERARCHY OF RECOVERY



Know your Weights



VEHICLE TARE WEIGHT (Unladen weight | No payload)



GROSS VEHICLE MASS (GVM or max legal weight)
(Vehicle tare weight + max vehicle payload)



TOW BALL MASS Downward mass applied to tow vehicle
(to be calculated into gross vehicle mass)



TRAILER TARE WEIGHT Unladen weight | No payload



AGGREGATE TRAILER MASS (ATM) Trailer tare weight + max trailer payload



GROSS TRAILER MASS (GTM) Trailer tare weight + max trailer payload excluding tow ball mass



GROSS COMBINED MASS (GCM)
(Gross vehicle mass + tow ball mass + gross trailer mass)



Supported by the




Loading Your Vehicle and Caravan

Everything you pack weighs something

To determine how much you can pack, or your pay load, everything that is additional to the TARE mass of your caravan, plus everything you have packed must be weighed.

Don't overload your caravan

This table shows example weights of various items that may be part of a caravan's payload along with the caravan's tare and maximum carrying capacity to demonstrate how to measure the safe carrying capacity.



Maximum carrying capacity: **2500kg**

Caravan TARE: **2100kg**

Maximum pack weight **400kg**

What you pack, or your payload, must not exceed the lowest tow capacity of your towbar, towing vehicle, tyre capacity or caravan ATM.

Holiday Pack

Luggage = 30kg
Cutlery = 3kg
Crocery = 10kg
Pots and pans = 11kg
Barbeque = 25kg
Groceries = 35kg
Cleaning supplies = 7kg
Broom = 2kg
2 x sheets = 5kg
2 x pillows = 2kg
2 x blankets = 6kg
2 x bicycles = 30kg
Outdoor seating = 15kg
Outdoor table = 10kg
TOTAL = 191kg

Vehicle Extras

Awning = 30kg
Air conditioner = 35kg
Caravan TV = 7kg
Spare tyre = 25kg
2 x mattresses = 45kg
Gas bottle = 25kg
100L water = 100kg
TOTAL = 267kg

Total = 458kg

(58kg overweight)

ADDITIONAL WEIGHTS*

Vehicle Extras

additional to TARE

90kg Steel bullbar
55kg Alloy bullbar
40kg Plastic bullbar
30kg Winch bar
50kg Full roof cage
8kg Roof racks
10kg+ Side awning
24kg 50L fridge (empty)
35kg 75L fridge (empty)
75kg 2man rooftop hard shell
65kg 4man rooftop tent
30kg Second battery
35kg Single slide draws
70kg 2 slide draws
22kg 20L jerry can (full)
35kg Side steps

Caravan Extras

additional to TARE

35kg Air conditioner
7kg Caravan TV
25kg Spare tyre
30kg Awning
45kg 2 mattresses
25kg Gas bottle
100kg Water
40kg Annex floor/sides
10kg Hoses
10kg Ramps/chocks

Also consider the extra weight you may accumulate while travelling, grey water tank, cassette toilet waste, items you pick up along the way.

* Weights are indicative only. Actual weights may vary.

Holiday Pack

additional to TARE

30kg Luggage/clothing
3kg Cutlery
10kg Crockery
11kg Pots/pans
35kg Groceries
15kg 24 beers
4kg 4L wine
7kg Cleaning supplies
4kg Broom/vacuum
15kg Sheets/towels/linen
25kg Barbeque
15kg Outdoor seating
10kg Outdoor table
30kg 2 bicycles

First Aid Kit Basics



With increasing interest in the recent Bush First Aid course run by Sue from Express First Aid, I thought it would be good to examine what is available, what should a first aid kit contain, and where to purchase a recommended one.

What's required?

Carrying a First Aid kit within your vehicle is a must when driving remotely and recommended on all club trips.

But what should your kit contain? Most have a collection of plasters, bandages and other first aid bits and bobs, but does it contain what is needed for trips out bush?

Below are some of the contents a BASIC first aid kit should contain, but more is recommended for camping and 4WDing, customising your first aid kit depending on the activities you do. A basic first aid kit checklist might include:

- crepe bandages of varying widths
- hypoallergenic (skin) tape
- triangular bandages
- adhesive dressing strips (such as band-aids) in different sizes
- gauze swabs
- combine dressing pads (10cm x 10cm)
- non-stick dressing pads (7.5cm x 10cm)
- sterile eye pad
- alcohol swabs
- stainless steel scissors (sharp/blunt) 12.5cm
- disposable gloves
- stainless steel pointed splinter forceps (tweezers)
- shock (thermal) blanket
- safety pins
- notepad and permanent marker
- sterile saline tubes/sachets
- disposable resuscitation face shield
- antiseptic skin swabs
- stop itch cream
- first aid booklet

UHF Radio Channels Australia

Which channels to use & avoid

UHF (Ultra high frequency) radios are a commonplace accessory the vast majority of 4WDers use for general convoy communication on highways and tracks. It is important to remember that UHF transmissions are not private communication and anyone within range will hear your conversation so some simple etiquette is important.

The UHF radio is a must have when going on 4WD trips. Below are the list of channels you should and shouldn't be using.

Acceptable UHF channels and their usage:

Channels 9, 12-17, 19-21 24-28, 30, 39, 49-60, 64-70, 79 and 80: General chat channels

Channel 10: 4WD Clubs or Convoys and National Parks

Channel 18: Caravanners and Campers Convoy Channel

Channel 40: Australia Wide road safety channel used primarily by truckies and oversized load pilot vehicles

Channel 29: Road safety channel Pacific Hwy/Mwy (NSW & QLD)

Channels 1-8 and 41-48: Repeater/Duplex channels (output)

Channels 31-38 and 71-78: Repeater/Duplex channels (input)

Legally restricted channels

Channel 5 and 35: are for **emergency use only**

Channel 11: is the 'call channel' - a general meeting channel for when communication has been lost. Once communication is established you should quickly move to another general chat channel.

Channel 22 and 23: to be used for telemetry and telecommand automated communications only. Packet data and voice transmissions are not permitted

Please note: As at July 2020, the on the spot fine for misusing the emergency channels is \$444 OR up to 2 years imprisonment (for an individual) OR up to \$333,000 fine for all others. If the misuse interferes with an emergency call, these penalties increase to up to 5 years imprisonment for an individual OR up to \$1,110,000 fine for all others.

These penalties are set to increase every 3 years from 1 July 2020.

(Ref. Radiocommunications (Citizen Band Radio Stations) Class Licence 2015 (Cth) and the Radio Communications Act 1992 (Cth))

Driver Awareness Training

Sessions start at 8am on Sunday and run until approximately 4pm

Stage One for 2023

August 13th, October 15th

Where: Cooranbong Community Centre, 614 Freeman's Drive, Cooranbong.

What to bring: Food and drink for the day, a pen, a hat, sunscreen, basic recovery gear and a readiness for learning.

What to expect:

Stage One training is an introductory course to 4WD. The day is split into two parts, initially at the community centre and involves theory, starting with the basic mechanics and safety knowledge of a 4x4.

Morning tea break allows the trainers to work with each participant and their vehicle, locating and identifying the necessary safety equipment in their truck.

The next session outlines driving techniques over various terrains and an introduction to club protocols.

After lunch we move into a practical training session allowing you to practice your skills in a safe, supervised area. This session will cover the essential safety technique of a stall start recovery, followed by practice in picking a line in ascents, descents and basic rock steps.

Please keep an eye on the members Facebook group for any updates/date changes



Driver Awareness Training

Session starts at 8am on Saturday, with additional opportunities on Sunday

Stage Two for 2023

September 16th, November 18th

Where: Club Lease 'We-Leaser' Dungog

What to bring: Food and drink for the two days, however, dinner is provided on the Saturday night. A hat, sunscreen and your vehicle checklist from Stage One training, recovery gear

Recovery Gear: Front and rear recovery points, snatch strap, bridle or tree protector, dampener and rated shackles. **Please note:** that a trainer will accompany you during the practice drive and there must be a seat available in your vehicle.

What to expect:

Stage Two training is a full day of practical exercises completed as a team to expand on the knowledge gained in Stage One training. We further investigate aspects of vehicle maintenance, practising pre-trip inspections and completing a tyre change. After morning tea, we revise the stall start recovery and simulate simple snatch strap recovery techniques. This is where you finally get to use all that wonderful gear you've brought along. In the afternoon, we head out the back gate and put our training into practice. Taking the back tracks through the State Forests, we complete rutted and rocky tracks and simple water crossings. Prior to dinner, we complete a simple revision assessment as a group.

Upon completion of Stage Two, you will be prepared to undertake the NSW and ACT 4WD Association Accreditation Certificate, a nationally recognised qualification.





The Driver training unit is always looking for members to become trainers

What's required:

- **Patience and people skills**
- **First step is to complete Stage 1 and 2 of the club's driver awareness training.**
- **Next you you'll need to obtain your "official" Basic training certificate offered by the NSW 4WD association. You can also go on to do the Advanced Recovery certificate.**
- **The club can assist with the cost of these certificates and they are recognised Australia-wide qualifications.**
- **Although there are training sessions most months, you don't have to attend every single session.**

Talk to Damien Erickson for more information 0421 644 644



Club members advertising page

Do you have your own business and want to share with other club members?

Please contact editor@cc4wdc.org.au if you're a member and would like to advertise your business in the club magazine —it doesn't have to be four wheel drive related. Cost is \$80 per year.

Everyone wants to deal with someone they can trust, so if you need a hairdresser, a plumber, a bookkeeper or any other service, it will be great to contact a fellow club member for assistance. If you have a logo or a website we can add that to your listing.



| | |
|---|---|
|  <p>Coastal Automotive Enterprises <i>"For a better class of mechanical needs!"</i></p> | <p>Troy Bennett 2/7 ACE CRESCENT TUGGERAH NSW 2259 PHONE 02 4352 2044 MVRL 49709</p> |
| <p>www.coastalautoenterprises.com.au</p> | <p>service@coastalautoenterprises.com.au</p> |

We-Leaser is for use by Financial Club members and their Family.

Visitors must have a club member with them

Please follow the guidelines set out in the following pages, including signing in and out on the forms provided in the café.



Remember, no pets at the lease, don't feed any of the farm animals, or wild animals and please be conscious of turning off the gas bottles after you use the gas

Guidelines for use of We-leas-er

The Lease Manager is Ken McDonald

Contact: 4358 1357

- These guidelines have been prepared in conjunction with the property owner and reflect the club's ethics to ensure that everyone enjoys their time at the property.
- Everyone is expected to treat the property with care and respect.
- Club members must accompany any visitors for duration of stay.
- You must sign in on the forms provided as soon as you arrive. Sign in forms are located in the box attached to the pole inside the café.
- Always check current fire restrictions for the area before lighting a fire. Make sure that the fire is properly extinguished before the last person goes to bed and/or before leaving the property.
- Please use the established firepit to avoid fire burns all over the property.
- Rubbish must all be taken home with you.
- We only lease the 30 acres around the camping area. Please do not drive to any other parts of the property.
- Motor bikes and any unregistered vehicles are not allowed on the property. We aren't insured for these, and our lease doesn't allow it.
- Don't feed the animals on the property.
- When-ever possible, replace firewood you use with timber from outside the property. Do not collect firewood from the property.
- The tanks on the property collect rainwater and are not for drinking. They may also be empty if it hasn't recently rained, so please always carry your own water.
- When using the barbecue or the burners, please turn off the gas at the bottle as soon as you finish cooking, otherwise it will leak. If the gas bottles are empty, there are 2 options:
 1. Pay to get them refilled and request reimbursement by emailing a copy of your receipt and bank details to the treasurer at treasurer@cc4wdc.org.au
 2. Use our account at the garage at the top of the town as you come in (contact the lease manager for how to use our account if using this option). If using this option, please remember to email a copy of the invoice provided to you to treasurer@cc4wdc.org.au
- No domestic animals or pets are allowed.
- Before you leave, please check the following:
 - ⇒ Double check the gas is off at the bottle to ensure no leakage.
 - ⇒ Make sure the café gates are closed so livestock can't get in and make a mess
 - ⇒ Make sure the toilet and shower doors are closed.

Know your lease — An update from Ken & Von (our lease managers)

Front Entrance - The entry to the Lease from Main Creek Road. (thru gate marked by a Black Sign with a White Circle on it)

Lease Road - Dirt road that runs from the Lease Entrance thru Carowiry Creek. From the creek it then runs across The Lower Camp Site and up to the Middle Camp Site. From the Middle Camp Site it then runs up past The Top Track to the Back gate

Carowiry Creek - Name of Creek at entrance to Lease.

The Lower Camp Site - First Camp site nearest to creek.

Middle Camp Site - Camp Site on which The Rosebud Café is located.

Top Camp Site - The Camp site which is located at the top of the hill next to the Storage Sheds and the Toilets.

Rosebud Cafe - Under cover B,B,Q / Kitchen Area. (Named many years ago when some children hung a bunch of plastic Rose flowers on to one of the Canteen support poles. (they are still there today)

Stairs - Run from canteen down to The Bottom Camp Site

Woodstock - Name given to the shed where wood is stacked.

Storage Sheds and Toilet Amenities - Located on hill 50m South of the Rosebud Cafe.

The Top Track - The North to South track that cuts across the top of the Lease.

Back Gate - Rear entrance to the Lease. (Entrance to Black Bulga State Forest area)

Wallaby Dam - A small dam located on the Northern Side of The Lease Road and halfway to The Back Gate.

Frog Hollow - Area of dense, dark forest which starts at the beginning of Walk 1 and runs thru to the 1.2.3. sign at the beginning of Cow Gully.(Maps of Lease Walks and instructions are found in the Lease Walks Log Book in the info cupboard.)

Cow Gully - The gully which acts as a water course for the Southern side of The Lease and runs from The Top Track down to Carowiry Creek.

Memorial Lookout - Small area dedicated to the memory of those that have passed. (Located 50m South of Back Gate)

REMEMBER

It is not safe to camp underneath Gum Trees as they often shed branches.

Due to the agistment of stock on the Lease please leave all gates on the Lease as you find them.

YOUR ONLINE PARTS SPECIALISTS

Thousands of 4WD spare parts available - go online now and save!



**VISIT OUR
EXCITING NEW
ONLINE STORE
NOW!**

*Check out how
easy it is to order*

Your online parts supermarket, visit us NOW at

www.allfourx4.com.au

All Four x 4 Spares
Toyota Landcruiser
Toyota Hilux 4WD
Land Rover
Range Rover
Nissan
Other Makes
Terms and Conditions

Product Search

Search term

Advanced Search

Please click here to return to
All Four x 4 Spares
main website

Specialist Parts Suppliers for LAND ROVER • TOYOTA • NISSAN



Welcome to All Four x 4 Spares Online Store

All Four X 4 Spares has been providing the 4WD community with superior service and cost effective options for over twenty five years. We can offer savings by direct importing ourselves while focusing on quality recognised brands so quality is not compromised.

Featured Products:



Shopping basket

Your shopping basket is empty.



Sign in

User name

Password

Sign in

Forgot your password?

Register

Contact Us

All Four x 4 Spares
6 McDougall Street
Kotara NSW 2289

t: 02 4957 1117

e: [please click here](#)

TOYOTA • LAND ROVER • RANGE ROVER • NISSAN

For Parts, Service & Repairs we are your 4WD Specialists



Open Mon to Fri 8am - 5pm, Sat 8.30am - 12noon

6 McDougall Street, Kotara NSW 2289

WEB: www.allfourx4.com.au • EMAIL: sales@allfourx4.com.au

FAX: 02 4957 3237 • **CALL: 02 4957 1117**

- PARTS - NEW, USED & RECONDITIONED
- EXCHANGE DIFFS & GEARBOXES
- EXCHANGE STEERING COMPONENTS
- ENGINES & CLUTCHES
- TRANSFER CASES
- BODY PANELS & BODY GLASS / WINDOWS
- FULLY EQUIPPED WORKSHOP
- SELF SERVE PARTS SUPERMARKET
- HUGE RANGE - OVER 50,000 PARTS!
- FILTER KITS
- BEARING KITS
- CV JOINTS & AXLES
- CALIPERS & DISCS
- SUSPENSION PARTS
- EVERYTHING YOU NEED!

**Orders sent
Australia wide
CALL US NOW!**



ALL Four x 4 Spares • Service • Dismantling

How to purchase club merchandise

You can purchase your club merchandise at general meetings or you can email our merchandise officer and have your items posted to you.

If purchasing by email:

Make sure you include full details including your size where relevant.

Contact Jane— 0422 021 179

Email— 03jane68@gamil.com

Make payment to the club account – (purchase price plus \$10 postage)

The club bank account details are:

Account name: Central Coast Four Wheel Drive Club Incorporated

BSB: 082 620

Account: 622378649

See the full list of merchandise on the following page.



Club Merchandise For Sale

Club clothing is a great way to promote our club and show your support for responsible 4WDiving and the clothing is good value.

Contact: Jane Savage – email—03jane68@gmail.com

| | |
|---|----------------|
| Jacket (polar fleece with emblem) | \$40.00 |
| Green sleeveless vest (polar fleece with emblem) | \$35.00 |
| Club Shirt (with Embroidered Club Logo) | \$30.00 |
| Long Sleeve Bisley Shirt (with Embroidered Club Logo) | \$45.00 |
| Optional Extra (with first Name only) | POA |
| Wet Weather light-weight Jacket (with Embroidered Club Logo) | POA |
| Extra name plate badges (new style) | \$10.00 |
| Baseball Caps (with Embroidered Club Logo) | \$15.00 |
| Floppy Hats (like Cricket hats with Embroidered Club Logo) | \$18.00 |
| Beanies (with Embroidered Club Logo) | \$15.00 |
| Scarves (with Embroidered Club Logo) | \$18.00 |
| Stubby Holders (with Logo) | \$5.00 |
| Club Stickers | \$5.00 |
| CC4WD Club Windscreen Stickers Large | \$20.00 |
| CC4WD Club Windscreen Stickers Medium | \$12.00 |
| CC4WD Club Windscreen Stickers Short | \$8.00 |

Our windscreen stickers are made by one of our club members, Chris Newbold and donated to the club. Thank you Chris!

Links to Handy Websites

[National Parks NSW](#)

[Forestry Corporation NSW](#) (State Forests)

[Live Traffic NSW](#)

[Rural Fire Service NSW](#)

[Bureau of Meteorology](#) (BOM)

[Without a Hitch - Advice on CB Radio Channels](#)

Handy Phone apps

Wikicamps

a great app with photos and details of campsites contributed by campers

BOM—Bureau of Meteorology

Government weather app

Memory Maps

Shows off road tracks and allows you to create a track log that you can follow

Hema Maps

Shows off road tracks and allows you to create a track log that you can follow

Fires Near Me NSW

(there are equivalents in other states if you are venturing further afield)

Google Maps

Shows you where you are while on designated roads and can also show you traffic conditions but will not be reliable once you are in the bush

NSW Incident Alerts

(there are equivalents in other states)

Fuel Map

Guide to fuel locations

Live Traffic NSW



OUR CLUB WEBSITE

Click here to visit our club website www.cc4wdc.org.au

The website is a great resource with information about our club as well as club magazines, upcoming trips, past trips, FAQ's and important and relevant club documentation.

There is also a members only area on the website. Please contact one of our committee members for the password. In this section, you can access a link to Club 4 x 4—our Club's preferred insurance provider where you will receive a discount on your insurance.

If you have anything you would like to contribute please email publicity@cc4wdc.org.au

.

CLUB FACEBOOK PAGE

Find us on 

Our Club Facebook page now has close to 1000 followers and is a great place to view recent club trips, videos, photos, tips, information about state forests and national parks. Just search on Facebook for Central Coast 4wd club and "Like" our page.

CLUB FACEBOOK MEMBERS GROUP

This is a closed Facebook group that is only open to current financial members of our club. It is a great place to post your trip photos, have a general chat and discuss all things four wheel driving!.

To join, search for **CC4WDC members group** on Facebook and click the blue button "Join Group"


Your request to join will then be submitted for approval by one of the Admin team who will check that you are a financial member and then approve your request.



ALL Four x 4 Offroad

Specialist Supplier for Offroad and Camping Accessories

Wherever you're going...



Let us help you with everything you need from upgrades to camping!



PERFORMANCE UPGRADES

Chip & Exhausts



**Rooftop
tents &
Awnings**




DARCHE
OUTDOOR GEAR

**How do you make a great
vehicle even better?**

**make it an
AUTOMATIC**

**Auto Trans
conversions**

SEE US FOR A GREAT DEAL!



**Tow Bars, Cargo Barriers
& Roof Racks**



MILFORD
Behind you, all the way

**Winches, Recovery Gear,
Battery Trays and Diff
Breather
Kits**



PIRANHA AOC

ALTERNATOR OUTPUT COMPENSATOR



Full output from your
variable rate alternator



piranha
OFF ROAD PRODUCTS

See us, REAL 4WDers for GREAT Products and AMAZING PRICES!

16 McDougall St
Kotara NSW 2289

visit our online store



Call us **4041 4080**
(02)

www.allfourx4.com.au