



Central Coast 4WD Club



June 2023
Issue No 490



COMMITTEE

President

Pete Robinson - 0400 759 693

president@cc4wdc.org.au

Vice President

Jackie Robinson - 0401 864 070

vicepresident@cc4wdc.org.au

Secretary and Public Officer

Glenn Turnbull - 0438 317 073

secretary@cc4wdc.org.au

Membership Officer

Cherrie Pandich - 0428 795 221

membership@cc4wdc.org.au

Treasurer

Michelle Edwards - 0408 493 522

treasurer@cc4wdc.org.au

Magazine Editor

Sean Du Toit - 0414 158 412

editor@cc4wdc.org.au

Trip Master

Lachy Thomas - 0403 083 191

tripmaster@cc4wdc.org.au

Public Relations

Dave Edwards - 0418 605 445

publicity@cc4wdc.org.au

SUB COMMITTEE

Assistant Treasurer

Alison Wallace

Quarter Master

Peter Glendinning - 0407 201 120

Merchandising

Jane Savage 0422 021 179

DTU Officer

Damien Erickson - 0421 644 644

dtu@cc4wdc.org.au

Raffle Coordinator

Joyce Hollins - 4392 3878

Lease Manager

Ken McDonald - 4358 1357

Social Coordinator

Association Delegate

Assistant Association Delegate

CLUB MONTHLY MEETINGS

Club meetings are held on the SECOND THURSDAY of each month at The Entrance Leagues Club, 3 Bay Village Drive, Bateau Bay at 8 pm. Visitors welcome! There is no meeting in January each year.

COMMITTEE MEETINGS

Committee meetings are held via Zoom on the SECOND MONDAY *after* the general meeting. All welcome to attend. Contact the President for the Zoom meeting link.

MAGAZINE INFORMATION

ALL articles and photos are welcomed by the editor and can be emailed to editor@cc4wdc.org.au. Please ensure that your articles and trip reports are sent to the editor as soon as possible so they can appear in the next magazine. **The cut off date for production is the last Thursday of each month**

CLUB POSTAL ADDRESS

CC4WD Club

PO Box 4354

LAKEHAVEN NSW 2263

CLUB WEBSITE

www.cc4wdc.org.au

WEBMASTER

Steve Farmer

webmaster@cc4wdc.org.au

The Central Coast Four Wheel Drive Club is a member of the Four Wheel Drive NSW & ACT Association www.4wdnow.com

ISSUE NO 490 – June 2023

The opinions expressed in this magazine are not necessarily those of the club.



PRESIDENTS REPORT JUNE 2023

Welcome to the June edition of the Central Coast 4WD Club. Winter is now here and weather is starting to cool off quite quickly. It has been quite mild but won't take long to have those cold days and nights to set in. Just remember, only 3 months to Spring so something to look forward to.

A couple of trips last month included the Hunter Association Stockton Beach day with Camp Quality. Only 2 vehicles were available on the day from our club to join up with other Hunter based clubs. My first trip on the beach and a great day had by all. The other trip was to attend the Association meeting in Crookwell which included the Camp Oven Cook Off, affectionately known as the COCO. Twenty three clubs attended and included 3 vehicles from our club.

Some up coming trips for June include the Zig Zag railway weekend run by Lachy. A 2 day event with the option of doing both days or just the one. Zig Zag railway which has only recently been re opened so a good opportunity to rediscover, or for any first timers like me that has not been before to go. Touring the Turon, also being run by Lachy. Includes the Bridle track and Sunny Corner areas. Will be a cold one.

Our AGM is only a few months away and a couple of positions are still in need of members to step up and help in these roles. As previously discussed, Sean and Mysteire are moving to the Sunshine state of QLD in the next few months so we are looking for a new editor to take Sean's position. Jane has stepped up and taking on the merchandising role. Dawn Smit has taken on the position of Membership officer but is unable to attend every meeting. We will be in need of an assistant membership officer, mainly to greet members as they enter and to check them off the attendance register. Pete Glendinning has put his hand up to assist here until the AGM. Also an Association Delegate for our club is required as Jackie Robinson is no longer able to continue in that role. Any one interested can speak to Jackie and she can let you know what is involved. And Damien Erickson has taken over the DTU position. Mark Roper had previously held the position but is no longer able to continue.

The Piston Broke award went to a worthy recipient last month. As I held it for the previous month, it was good to see it go to a good home. June's award has an exceptional nomination and will be revealed on the night of our next meeting.

Look forward to seeing you all at the next meeting at The Entrance Leagues Club, Thursday the 8th of June at 8pm. 6pm if you'd like to join us all for dinner prior to the meeting.

Pete Robinson
President CC4WD Club.

From The VP

June 2023



The cooler weather brings memories of camp-fires and camp cooking, with thoughts looking towards Christmas in July. Being held at the lease this year, the first time in my club memory, makes me think of how we can make this event more than a regular club lease event. Let's make this another Christmas in July club event to remember with lots of festive cheer, events, activities, drives, competitions and alike.

If you would like to organise a small part or instigate an activity, then please share and we can start a list of possible activities with everyone. Let's start off with a competition for best decorated camp site, always a great and enthusiastically embraced activity, prize to be announced.

There is also the 4WD Supershow as mentioned by Pete on the 8th-10th of September at Eastern Creek. The Hunter area association group of clubs agreed last year to join in a collaborative stand rather than separate club stands, making it not only time and resource efficient but also a great social event.

If giving up a few hours to man the stand representing the CC4WD Club, you get free entry and can book camping for the weekend. So far it is Pete and myself, possibly Tappy attending, but all welcome to share details of our club to those at the show. Details on how to book to follow

Look forward to seeing new and old members at the lease if not on the trips planned for June.

Jack

From the editor



Hi everyone,

Thanks club president Pete for our cover photo from the Stockton Camp Quality day, looks amazing. Pete was also our top contributor this month as far as stories go. The magazine is a little late as everyone has been very busy including myself. The up side is some last minute inclusions made it into the magazine.

A huge thank you to Jane Savage for taking on the merchandising responsibilities. I have updated the contact details.

Unfortunately there were no pictures from the last meeting to include this month. There however continue to be a lot of Facebook posts of activities and updates which is obviously convenient and easy to access in our modern high-tech world.

Make sure you peruse the calendar and trip advertisements in this issue as there are many good trips and activities coming up in the next few months.

The membership renewal reminder is once again included with all the information needed for your annual fees.

Enjoy your reading,

Sean

Next General Meeting
June 8th, 2023 at 8pm
The Entrance Leagues Club
3 Bay Village Road Bateau Bay



Or you can attend by Zoom if you wish!

Zoom meetings are free and you can join from your computer, phone, iPad or other tablet.

If you are joining by phone you will need to get the Zoom app before you can join a Zoom meeting.

- For iPhone or iPad, go to the App Store.
 - For other phones or tablets, go to the Google Play Store
- The app you need is called "**Zoom Cloud Meetings**"

Once you have the app, click on the meeting link below to join a meeting.

If you are joining from your computer, you can just click on the meeting link below and follow the instructions on your screen

[Click here to join](#)

Zoom etiquette : Please remember to remain on mute unless you are the one speaking

Central Coast 4WD Club

General Meeting

THURSDAY May 11, 2023 - THE ENTRANCE LEAGUES CLUB

Start time: 8:03 pm

Attendees: As per attached attendance record

Apologies: Dawn Smidt, Sean Du Toit, Mysteire Egan, Barry Vines, Joy Hollands, Linda Seymour, Cherrie, Jim Elcoate, Bev Douglas, Woldhuis Siete

Visitors: As per attached attendance record

Minutes of the previous meeting:

Michelle Edwards identified the Bills for payment in the April 2023 minutes were incorrect, and should have been the following:

BILLS FOR PAYMENT		
TO	FOR	
Joyce Hollins	raffle prizes	\$27.75
aust Post?	PO Box*	\$224.00
* voted not to renew this		
TOTAL BILLS		\$251.75
OUTSTANDING INVOICES:		

Motion: That the minutes for the General Meeting held on (13/04/23) as published in the magazine with the amendment above be accepted:

Moved: Ken McDonald

Seconded: Paul Fisher

Action: Carried

President's Report:**Pete Robinson**

N/A

Secretary's Report:**Glenn Turnbull**

Correspondence and emails received as tabled.

From	Subject	Response
Bill Drenan	Membership Enquiry	Forwarded onto Membership officer

Hard copy correspondence: N/A**Outward correspondence:** N/A

Motion: That the inwards and outwards correspondence that will be presented in the magazine be accepted.

Moved: Yvonne McDonald **Seconded:** John Smyth**Action:** Carried**Treasurer's Report:****Michelle Edwards**

Michelle presented the following report at the General Meeting to be captured in the meeting minutes and printed in the monthly magazine:

CC4WD CLUB TREASURERS REPORT -for May general meeting		
DATE:	1 May 2023	
BALANCE SHEET		
Investment Term Deposit		\$20,368.61
Undeposited Funds		\$111.20
Cheque account:		\$12,210.88
NET POSITION		\$32,690.69
Fun Fines		\$25.20
Donations		
Raffle		\$96.00
Membership		\$579.00
Merchandise		\$96.00

Miscellaneous		
Christmas Party		
Social Event		
Interest		
Advertising		
TOTAL INCOME		\$796.20
Expenses:		
DTU		
Miscellaneous		
Bank Charges		\$16.09
MYOB		\$65.00
Monthly meeting		
Lease		
Advertising		
Club affiliation		
Membership		
Merchandise		
Raffle		\$27.75
Social Event		
Donations		
Income :		
TOTAL EXPENSES		\$108.84
NET PROFIT		\$687.36

Motion: That the Treasurer's report as presented at the meeting and reported above will be accepted.

Moved: Lachy Thomas **Seconded:** Jackie Robinson **Action:** Carried

Bills for payment:

BILLS FOR PAYMENT		
TO	FOR	
Jim Elcoate	repairs to gate and tank at lease	\$198.50
TOTAL BILLS		\$198.50
OUTSTANDING INVOICES:		

Motion: That the Bills of payment as presented at the meeting and reported above will be accepted.

Moved: Steve Turdak **Seconded:** Damien Erickson **Action:** Carried

Membership Officer Report: Peter Glendinning

N/A

Vice Presidents Report: Jack Robinson

N/A

Editor's Report: Sean Du Toit

N/A

Assistant Treasurer's Report: Alison Wallace

N/A

Lease Managers Report: Ken McDonald

- Back gate has been fixed by Jim as well as the water tank
 - Thank you Jim!!
- New chairs for the canteen are going up to the Lease tomorrow.
- Solar lights are being looked at to get them fixed and ready for Christmas in July
- The bottom gate is shut at the moment
 - Reminder to members to leave it as you find it.
- We hope to see you up there in the near future!

DTU Report:**Damien Erickson**

- Member certificates presented but none were present at the meeting.

Merchandise Report:**Sean Du Toit & Mysteire Egan**

- N/A

Raffles:**Joyce Hollins**

- N/A - Joy was unwell and could not attend

QuarterMaster Report:**Peter Glendinning**

- All going well, please contact Peter if you need anything

Public Relations:**David Edwards**

- Reminder to support our supporters
 - See the magazine for the details of our sponsors

NSW/ACT Association:**N/A**

- Quarterly camp cook off next weekend at Crookwell – Pete is planning on attending

General Business:

- Pete Robinson
 - Membership renewals coming up the end of next month
 - Look out for the new membership renewal form in your email.

- Membership officer Cherrie has stepped down and Dawn has taken the position
 - Pete Glendinning has agreed to do keep doing the attendance role
- Merchandising - Mysteire has stepped down and Jane Savage has taken on the position
- Ken McDonald
 - Log splitter and ride on mower – anyone using this equipment needs to read through the new operating instructions:
 - Next time you're having a cuppa at the lease please take time to read through them
 - If there is anything wrong with the equipment, please let Ken know
 - Thank you to Lisa Good for her assistance writing the operating instructions

Social Activities:

N/A

Items for Sale:

- N/A

TripMasters Report:

Lachy Thomas

- Trips presented
 - Stockton – Camp Quality - presented by Scotty
 - Easter Taralga trip
 - DTU – Damien Erickson
 - Great day had by all
 - Bilpin Trip
- Check the magazine for full trip reports

Upcoming Trips:

- Here's a summary of the up and coming trips, check out the magazine for more details:
 - Ray's Boree and Yango day trip
 - Stage 1 DTU – plenty of spots still available
 - Christmas in July @ The Lease
 - 22-23rd July
 - Day trips will be run
 - Please contact Lachy if you would like to run one

- Bush first Aid course & CPR – please see Dave to book
- 20-24th Dun Swamp Trip – John + Helen Smyth
- 16-17th September Team navigation trial run by Tappie
 - Cost:
 - \$10 entry per team (2 cars per team)
 - \$50 for parks permit
 - 9 checkpoints over the weekend
 - Prize money up for grabs
 - Golf style scoring system
 - Look out for the details in the next magazine
- Association trip (see above)
- More trips coming in the next few months
- Feel free to chat to Lachy if you are interested in running a trip

Piston Broke Trophy:

- Jack Robinson for buying a set of nice stainless-steel shelves for the rear of her car that did not fit - initially at least, sounds like they fit after some mods.

Legend of the Month:

- Jim for all his hard work at The Lease – thanks Jim!

Fun Fines:

Gold coin donations for forgotten badges and loud phones.

Final Notes:

- The next Committee meeting will be held on 22/05/23 7pm @ The Entrance Leagues Club. Contact Pete Robinson for details - all welcome to attend.
- The next General Meeting will be held on 8/06/23 at the Entrance Leagues Club and on Zoom.

Meeting closed at 9:00 pm

Minutes by Glenn Turnbull

President Pete Robinson

A late award for DTU1



Congratulations Maya



Christmas in July

At The Lease

Weekend of 22nd and 23rd of July

This Year due to the past few years of covid and bad weather it has been decided to hold this annual event at the Lease and hope that as many members as possible will attend this fun weekend.

Again, we will have a separate fire for camp ovens and all the usual events such as coin tossing to win a bottle of Alcohol and activities for the children as well as guessing competitions.

So, drag out your deco's and come join the fun to make this a great event as it has been in past years.

Anyone who would like to put on a day trip this weekend please let the Trip Leader know and he can advise you as to the many good spots to go around the lease.

Look forward to catching up with as many members as possible and a great opportunity for newer members to meet other people that belong to our wonderful club.



MEMBERSHIP RENEWAL

due 30th June 2023

General Membership

\$90 per annum

Gold Membership

\$50 per annum

Gold membership applies after 15 years of consecutive membership

Please make payments to:

Account name: Central Coast Four Wheel Drive Club Incorporated

BSB: 082 620

Account: 622 378 649

Description: Your name OR membership number **AND** the word **RENEWAL**

Please include these details in the payment description otherwise it is very difficult to reconcile payments received.

If any of your other details have changed, for example:

- home address
- email address
- contact number
- car details

Please email membership@cc4wdc.org.au with the new details

CAMP QUALITY AT STOCKTON BEACH DAY

The annual Camp Quality Stockton Beach drive was on Sunday the 7th of May. Two vehicles from our club were able to attend along with several other clubs from the Hunter region. Camp Quality provides support for families with young children suffering from Cancer and particularly events like this, are part of their Recreational Programme. Unfortunately, the families that were allocated to Scott and I were not able to attend due to illness, although the carers that were to travel with the family came along for the ride so we both had company for the day.

The day started with all meeting up in a car park at Mayfield, grouping up and then travelling up to MacDonalds at Williamstown. We aired down in the Maccas car park, then travelled the short distance down Lavis Lane to the beach car park. Moving off in our groups we hit the sand. I've driven on sand before but first time on Stockton so always a bit wary with a road surface that moves. The sand was quite firm and hard packed so no one had any issues with being bogged. We travelled to the wreck and remains of the MV Sygna, a Norwegian bulk carrier anchored off shore waiting to load coal and ran aground in the storms of May 1974. Heading further south on the sand hills, traversing some good sized sand dunes.



Parked up at the site of the MV Sygna



Heading up to the BBQ tent



LEFT: Worimi Elder explains bush tucker and local stories

RIGHT : Pete receiving a certificate of appreciation on behalf of the club from one of the Camp Quality children.



We then travelled north along the beach front to the Tin Hut area, corrugated iron dwellings that people still live in. All totally off grid community, just a short walk to the ocean. Then it was time to return back to the car park for our BBQ lunch. Other members from other clubs had the BBQ going, and we all had a sausage sandwich. After lunch, one of the Worimi elders gave a talk and demonstration on bush tucker and history of the area. Then the kids and their parents walked up a large sand dune to a toboggan area and slid all the way down the hill, then walking back up again. The wind started increasing and heavy storm and rain clouds were building to the west, moving our way. Just as we all returned back to the car park, the rain started, just getting the day finished. Moving back to the car park to air up and head back home. Interesting to note too, is that the McDonalds car park at Williamtown has an air compressor to reinflate you tyres.

A great day had by all, and the families and especially kids really enjoyed the day. An escape for them from the ongoing treatment that they endure. Very satisfying being involved in days like these to help these kids out. Looking forward to next years event.

Pete Robinson.

ASSOCIATION MEETING AND CAMP OVEN COOK OFF CROOKWELL

Story by Pete Robinson

Participants :

Pete Robinson in 200 Landcruiser, Ray and Linda in a Pajero, Pete Glendinning in a Land Cruiser.

Friday the 19th of May saw us meeting at MacDonald's Southbound at Sutton Forest. After a coffee and snack, we travelled down the Hume taking the Goulburn turn off from the highway. Making our way through Goulburn then onwards to Crookwell. Moving into the Crookwell Showground, we set up camp. You could certainly feel the temp dropping as the afternoon wore on.



Our campsite

Saturday morning saw us checking out the beginning of the Camp Oven cooking as the fire was lit, waiting for the coals to form to get the competition going. While that was happening we went down town and visited the Lindner sock shop. Original family started in Europe back around 1730. Successive family members eventually moved to Australia and set up in Goulburn, finally moving to the location it is now, in 1997. After sock shopping, we travelled out to the village of Laggan, about 10km out of Crookwell for the local markets. Stayed for morning tea,



Camp Ovens simmering away in the pursuit of trophies

Cook Off trophies



On returning back to camp, the fine smells of camp oven cooking drifted through the camp ground, making one feel even more hungry as it was lunch time. Later that evening, we all grouped up and time for Trivia. Great prizes on offer, some sponsored by ARB, including camp chairs and tables and good quality torches. Lucky we brought our own chairs and torches as we didn't end up winning. We gave it good fight but competition was tight. Overall we came in at 9th position. Only a few points separated the teams. Camp Oven Cook Off results lunch meal category was won from the Black Diamond club for Lamb and Red wine stew, 2nd place from the Triple Diamond club was a Chicken and Vege Soup and 3rd place was from the Macarthur club for Lamb Biryani. Afternoon tea category was won from the Newcastle club of a Pull apart Pizza. 2nd placing from the Triple Diamond club of Impossible Pie and 3rd placing from the Macarthur club was a Chocolate damper.



Crookwell's claim to fame is the Wind Farm

Sunday saw the Association meeting and was well attended. Lunch was provided by the local Lions Club and the meeting drew to a close shortly after. We took the easy option for dinner, having a meal at the local Crookwell RSL. Watching the Sunday football on the big screen and great to see Manly have a good win over the Raiders.

Monday morning we all packed up camp and started making the journey home. Great to meet others from the 23 clubs that attended the weekend.



Rest stop on the way home on the Hume Highway
with coffee and donuts





- All sorts of Batteries
- **HULK 4x4 Accessories**
- Dometic Fridges
- Auto Electrical Accessories



02 4339 4771

www.coast2coastbatteries.com.au



Unit 2 / 236-238 Manns Road
West Gosford 2250



This is Club 4X4 Country



You have arrived.

You took that red dirt track, wheeled your way through the mud and battled the bulldust.

You find yourself a nice secluded patch to set up camp for the night, or maybe two - who knows. The awning is out and the rooftop tent is ready to lay your head later that night. The campfire is roaring and the Milky Way is beaming down at you. This is what it's all about right? Well you're not alone, this is what we're about too.

How often have you found yourself in this setting and considered what you would do if the worst were to happen to your kitted out 4X4? Take a moment to do that - we'll wait.

Would your insurance payout allow you to rebuild this dream? If your rig burnt to embers that night, how much would you be covered for? If you had an accident on that red dirt track, would your insurer cover you for driving there?

If you're not sure, head on over to Club 4X4 country, we understand what you need.

Visit **CLUB4X4.COM.AU** or call **1800 CLUB 4X4** for a quote



*An excess of \$500 will be applied to a claim under this cover, with a maximum of two (2) claims per policy year. A maximum limit of \$1000 also applies to any individual item. Read the PDS for more detail. ** This Additional benefit is subject to an excess of \$200 which will be applied and this benefit is limited to one (1) claim per policy period. Club 4x4 Pty Ltd is an Authorised Representative of the insurer, The Holland Insurance Company Pty Ltd, AFSL 241436. Any advice provided is general only. Consider the PDS at www.club4x4.com.au

PROUD MEMBER OF



Upcoming Events in 2023

Refer to following pages for detailed trip notices

Date	Event	Class	Contact	Telephone	Limit
10-12 June	Touring the Turon	C	Lachy Thomas	0403 083 191 Please text	6 vehicles
18 June	DTU Stage 1 — Cooranbong	C	Damien Erickson	0421 644 644	8 people
1 July	A Glowing Day trip	C	Lachy Thomas	0403 083 191 Please text	10 vehicles
2 July	Zig-Zagging Through History	D	Lachy Thomas	0403 083 191 Please text	Unlimited
15 July	DTU Stage 2 — We-Leaser	C	Damien Erickson	0421 644 644	8 vehicles
22-23 July	Christmas in July	n/a	n/a	See the advert	Unlimited
13 August	DTU Stage 1 — Cooranbong	C	Damien Erickson	0421 644 644	8 people
26 August	Bush First Aid	n/a	Dave Edwards	0418 605 445 publicity@cc4wdc.org.au	Unlimited
16 September	DTU Stage 2 — We-Leaser	C	Damien Erickson	0421 644 644	8 vehicles
16 September	Teams Navigation Trip	C/B	Shane Tapscott	0408 026 430	Unlimited
15 October	DTU Stage 1 — Cooranbong	C	Damien Erickson	0421 644 644	8 people
18 November	DTU Stage 2 — We-Leaser	C	Damien Erickson	0421 644 644	8 vehicles
20-24 November	Dunn's Swamp	C/D	John & Helen Smyth	John (0429 700 509) Helen (0484 229 861)	6 vehicles



The legendary Patrol that never quits—Thanks Pete for the photo.

Touring the Turon



Trip Leader : Lachy Thomas 0403 083 191. Please text to register for trip.

When : 10th to 12th June 2023

Where to meet : 9am at Bylong Sports ground

Classification : C grade - Tents and swags only

Vehicle Limit : 6 vehicles

What to bring : Food, Fuel, Wood, cold weather gear.

After leaving Bylong, we will travel to historic Hill End on the black top, we will then start the Bridle Trail and camp along the banks of the Turon and Macquarie rivers. On Sunday, we'll finish the bridal trail and head east on dirt to The Diggings campground. Departing Monday, we'll tackle some tracks near Sunny Corner and finish near Lithgow.

Prepare for cold weather camping, this area will routinely drop below zero degrees.

A booking is required for The Diggings campground on Sunday the 11th June. For those wishing to travel on Friday, Camping is available at the Bylong sports ground for \$10 donation, with showers and amenities. There is no fuel or services at Bylong, we still stop for fuel en-route if required.

A Glowing Day trip

Saturday 1st July

- Trip Leader: Lachlan Thomas 0403 083 191
- Where: Newnes State Forest
- Meet: 10am, Shell servo.
Corner of Magpie Hollow Rd & Great Western Hwy, Lithgow
- Trip Class: C – No trailers
- Limit: 10 vehicles
- Bring: Food, water, recovery gear, camera, torch, walking shoes.
- Minimum Requirements: UHF radio, All terrain tyres

After meeting in Lithgow, we'll head out to the Newnes glow worm tunnel, originally dug to allow steam trains to pass down to the Newnes shale oil refinery. This will involve a two hour walk over level, but uneven terrain. We'll explore the history of the old railway line and railway camp on our way through to the tunnel. After lunch we'll explore other parts of the Newnes State Forest including the famous Lost City rock formations.

The trip will end at Clarence station on the Bells Line of Road. For anyone interested in attending the day trip on Sunday 2nd July, powered & unpowered sites are available at the Lithgow Tourist & Van Park from \$35/night. If you're planning on bringing your van or trailer for the weekend, please contact me to discuss.

<https://lithgowcaravanpark.com.au>



Zig-Zagging Through History-Day trip

Sunday 2nd July

- Trip Leader: Lachlan Thomas 0403 083 191
- Where: Lithgow
- Meet: 10am - Corner Methven St & Ordinance Ave, Lithgow
- Trip Class: D – Sealed roads, trailers & caravans allowed
- Limit: Unlimited (unless the train sells out)
- Bring: Lunch, water, walking shoes.
- Minimum Requirements: UHF radio

This day trip will start with us exploring the Lithgow Small Arms Factory Museum, a site that manufactured far more than just weapons throughout its active life. Entry cost is \$10 per person, payable at the door, concession discounts are available. After spending a couple of hours, we'll head off for lunch. After lunch we will arrive at Clarence Station to take a ride on the newly reopened Zig-Zag Railway.

Bookings are approx \$30 per person and are essential for the Zig-Zag. We will be on the 1430hrs train on Sunday July 2nd. Please book online through Zig-Zag for a 'Bottom Points Return' ticket.

<https://zigzagrailway.au/>

Trip will end around 1600hrs at Clarence Station.



Bush First Aid

RTO Accredited

- Provide First Aid HLTAID011
- Provide Basic Emergency Life Support HLTAID010
- Provide CPR HLTAID009

Save the Date

When: Saturday 26th August, **9am** start.

Contact: Dave Edwards. ph. 0418 605 445.

Email: publicity@cc4wdc.org.au

Where: We Leaser.

Cost: \$130.00.per person.

Bring: Food, drink. Camping overnight optional.

Limit: All club members welcome

Minimum Requirements: Completion of online pre-learning component and a USI number required for registration.

Please be prepared for a full day of interactive learning.

This course is run by our club member Sue Wells from Express First Aid at a reduced cost, subsidized by the club for club members.

Teams Navigation Trip



Trip Leader : Shane Tapscott (shane.tapscott1@det.nsw.edu.au)

When: 8:00 am Saturday 16th September (Event starts 8:30 am SHARP)

Where to meet: The Entrance Leagues Club Car Park

Classification: C-B grade

Vehicle Limit: Unlimited Teams of 2 vehicles (No Trailers/caravans)

What to bring: good navigation devise, Self-sufficient supplies to camp overnight + \$40 for a permit

(Lunch, water, snacks, fuel, Recovery Gear, UHF Radio)

Minimum requirements: DTU stage 1, good navigation devise skills (Sat-nav / phone maps) and a good sense of direction.

About the Event:

Teams will be made up of two vehicles (\$10 per vehicle / \$20 per team)

At 8:30 sharp Saturday morning, the first navigation destination will be revealed.

The team arrival position (must have both team drivers in attendance), to each of the allocated checkpoints will go towards be the teams points total.

The team with the least number of points at the final checkpoint (Sunday afternoon), will be determined the Teams Navigation Trial winners.

The winners will receive the following:

1st Prize - two thirds (2/3) of the original total amount of the team's entry fee.

2nd Prize - two thirds (2/3) of the remaining amount.

3rd Prize - the remaining amount.

The more teams enter, the greater the prize available – for example, 5 teams enter the event 10 vehicles @ \$10each = \$100 raised, 1st prize = \$75, 2nd prize = \$16, 3rd prize = \$9

In case of more then one team winner, the winners will be determined by a final challenge at the finish line (etc. DTU/DAFS approved tyre change and/or multiple strap recovery set-up).

The overnight camping destination will have campfire, limited cooking facilities and toilet facilities.

For more information and/or enquiries, please do not hesitate to contact me.

Shane (Tappy) Tapscott 0408 026 430

(I will generate a list of pool participants who are looking for a team vehicle the create a team)

WESTERN WOLLEMI



Musk Duck Spray, **Dunn's Swamp**

Trip Leaders: John and Helen Smyth

Date: November 20 – 24 (Monday to Friday), 2023 [3 or 4 nights]

Grade: C-D

Vehicle Limit: 6

Meeting Place: Mon., Nov. 20 at Dunn's Swamp campground.

Information: The NSW NPWS have put strict booking requirements on all visitors! You will need to book your site on-line (Google "Dunns Swamp"). There are only 11 caravan sites but 40 tent sites. Caravan/Camper trailer costs are \$17/night + 2.5% booking fee and tent sites \$12/night. Bookings can only be made after **May 24**. Pit toilets are provided, but no power nor drinking water is provided.

Dunn's Swamp is 25km from Rylstone; the last 10km of the access road to the campground is dirt and often very rough.

The 4WD portion of this trip (only 20km) takes us into the north-western corner of Wollemi National Park, on a rarely traversed track, over Nullo Mountain, via private roads at each end. A scenic drive through the Widden valley brings us back on to the Cox's Gap road. This part of the trip, in 4WD vehicles only, will be undertaken on the Thursday morning, weather permitting. When the Cox's Gap road is reached, those travelling home will do so via Denman, while those who have caravans will need to return to Dunn's Swamp via Bylong.

Activities include bushwalking, swimming and kayaking in/on the beautiful water reservoir (on the Cudg-egong River), rock climbing, fishing (fishing licence required) and a perhaps a half day excursion to Ferntree Gully (rain forest).

What to Bring: Camping gear, drinking water, shower (if desired), kayaks (if possible), sturdy walking shoes, swimming togs. [Pit toilets are provided]

Contact: John (0429 700 509) or Helen (0484 229 861) if/when you have been able to book in.

WE-LEASER MAINTENANCE ROSTER

2023

Once again it is time to organise a roster for the lease for the coming year.

A big thankyou to this year's members who gave their time and energy to keep the lease in such good condition for all members to enjoy.

If you can find time sometime during the year to go up to mow and do any maintenance you can see needs doing. Please notify the lease manager with the month you would like to have your name put against.

A roster will be made and posted in the magazine with names and month volunteers nominate. Contact Ken or Von on 43581357 or kenandvon5@bigpond.com

2023 Roster - Carried over from 2022

Month	Name
JANUARY	Mysteire Egan and Sean Du Toit
FEBRUARY	Scott and Lisa Good
MARCH	Mel and Ben Gall
APRIL	Bill and Dianna McConville
MAY	Harvey Lopez and Alma Thompson
JUNE	Jim and Lisa O'Donoghue
JULY	Vickie Doran and Neil Pearson
AUGUST	Anna and Damien Erickson
SEPTEMBER	Lachy and Liz Thomas
OCTOBER	Dave and Alison Wallace
NOVEMBER	Craig and Dee Green
DECEMBER	Paul and Jo Kelly

A HUGE thank you to everyone who put their hand up to help with the maintenance of the We-Leaser. We are always in need of volunteers to keep the lease neat and tidy for **everyone's** enjoyment, so if you would like to put your name down to help out, please contact the Lease Manager Ken McDonald, to register your interest.



Lovells GVM/GCM Upgrades

- Increase Towing Capacity
- Increase Vehicle Loading
- Lift Kits & Rebushing
- Australian Made & Designed
- Drive in, Drive Out Service
- Engineering Support & Advice



LOVELLS
SUSPENSION
 FOR THE RIDE OF YOUR LIFE
available at...

Suspension Concepts
 2/2 London Drive, Wyong - 0243512659
sales@suspensionconcepts.com.au

TOYOTA LANDCRUISER
200 SERIES

PLATINUM SERIES
4200KG
GVM UPGRADE

LOVELLS GVM upgrades offer one of the best suspension upgrade solutions for serious load carrying towing and off-road adventures.

LOVELLS
AUTOMOTIVE SYSTEMS

Another Australian Steel Building by



SHEDS. MADE. TOUGH.

SHEDS.
GARAGES.
KIT HOMES.
PATIOS.
STABLES.
BARNES.

By locals for locals



Colorbond®

02 4322 0351

www.shedsnhomes.com.au

CLUB EQUIPMENT

Are you having a get together, party or going on a trip?

The CC4WD Club has equipment which is available to go on loan to its Members

Some of this equipment includes:

- Fold up tables (located at the lease)
- A portable gas barbeque
- Gazebos
- Eskies
- And lots more...
-

For a more detailed list of all equipment, please see Members Page on the Club Website.

Should members wish to borrow this equipment please contact our Club Quartermaster—Peter Glendinning on 0407 201 120.

Please be aware that it is the Quartermasters role to store and issue equipment and NOT to deliver it or clean it. Please ensure anything returned to Pete is clean and let him know if it is faulty or broken.



How to run a club trip the easy way!

- Phone any club member that has run a trip previously, they'll love helping you
- Look at trip reports and trip notices in old magazines for ideas
- Watch YouTube videos about four wheel drive trips
- Look at other 4WD club websites
- Look at the list of previous club trips on the following page for inspiration

The club website has lots of information about how to lead a great trip.

Did you know that the club website has a member's only page with documents and information for club members only?

Contact any member of the committee for the password.

TRIP BOOK-IN PROCEDURE—Please familiarise yourself with these procedures to avoid any frustration

1. You must personally book in
2. If you book in early you must confirm that you still intend going no later than two weeks before the trip. If you do not confirm, your position will be re-allocated
3. If you are unable to attend please notify the trip leader as soon as possible so that someone else has the opportunity to fill the position
4. It is YOUR RESPONSIBILITY to contact the trip leader the night before the trip. This will enable you to confirm your attendance, and also check that the trip hasn't been affected by weather conditions

TRIP CLASSIFICATION CODES

- A.** This class of trip is considered to be extremely difficult. Participants will have to be experienced at travelling over difficult terrain. An amount of winching and/or towing will almost definitely be required. Participants will be required to bring along basic recovery equipment. The trip leader will have the right to reject a request to go from someone who is considered under experienced
- B.** This class of trip is considered to be a moderate to difficult trip. An amount of winching and/or towing will almost certainly be required. Under extreme weather conditions, this trip could develop into a class A trip
- C.** This class of trip is considered to be a moderate trip. Various sections of this trip will require cautious driving in order to negotiate your way. In most circumstances winching and/or towing will not be necessary
- D.** This class of trip is considered to be a relatively easy trip. It is unlikely that any winching and/or towing will be required
- E.** This class of trip is considered to be very easy. Little or no four wheel driving will be required and these trips usually consist of easy to reach base camps, scenic tours, social events, etc.

IMPORTANT NOTE: ALL B AND C TRIPS YOUR VEHICLE MUST BE ABLE TO ENGAGE LOW RANGE. These classifications codes are *A GUIDE ONLY*. The code designated to a trip can change from the time of designation to the actual time of the trip. Although every attempt is made to ensure that an accurate class is given to each trip, members should be sure for themselves that they are capable of handling the type of trip they have chosen. If in doubt consult the trip leader, and they will advise you whether you and your vehicle are suitable.



Convoy Procedure

- Trip leaders to remind all drivers about convoy procedure before moving off
- Trip leaders to check that everyone on the trip has enough water, fuel, recovery gear and food
- Trip leaders to inform all participants of the radio channel (and alternate radio channel in the event of too much interference on the first channel) to be used and ensure everyone can hear them before moving off
- The trip leader will appoint a “Tail End Charlie” who always travels at the back of the convoy. Their job is to acknowledge and confirm all communication from the trip leader and ensure all vehicles are on the road whenever setting off
- Trip leaders to let Tail End Charlie know the state of any gates (whether open or closed) and Tail End Charlie must leave them in the same state they were found in
- Trip leaders to advise all participants of upcoming turns/hazards etc and make sure the Tail End Charlie has acknowledged any communication
- Do not drive in a manner or at a speed that could endanger yourself or any another participant
- If driving through steep or hazardous terrain always ensure the vehicle in front has passed through the hazard/steep section before you proceed and pay particular attention to the vehicle behind you, to ensure they’ve safely navigated the hazard
- Make sure you maintain visual contact with the vehicle behind you. At intersections, stop and wait until the driver behind acknowledges they’ve seen the turn
- If you need to leave the convoy, you must let the trip leader know
- If the convoy gets too spread out, the trip leader can appoint someone to be a relay between the trip leader and Tail End Charlie
- If a recovery is necessary, the trip leader will take control and delegate if necessary. If you’re not directly involved, make sure you stay well away from the recovery
- When in convoy, stay in your designated position. Eg: 4th car in the convoy. Do not overtake the vehicle in front without their permission
- Do not reverse or drive in the opposite direction to other vehicles in the convoy
- Always drive with headlights on
- Although the preferred communication is by radio, if you can’t contact other drivers via radio, you should flash your headlights
- Using radios to communicate doesn’t replace the need for convoy procedures to keep everyone safe and on the right track

Trip Notices

What to include in a Trip Notice

First of all, a big thanks to you for running a trip! We appreciate that there is a lot of planning and thought which goes in to leading a trip.


When you are writing up your trip report to be advertised in the magazine, please include the following details:

Trip Leader:	Name and contact details
Where to meet:	Include as much detail as possible including the time
The location of the trip:	
The Grade of the trip:	Please refer to the Trip Classification codes
Vehicle limit:	the maximum number of vehicles permitted on the trip
What to bring:	<u>Please be detailed here</u> eg: food and water requirements, a bag of firewood, full tank of fuel, recovery gear, swimmers
Minimum requirements:	Eg: must have completed stage 1 or 2 driver awareness, snorkel, recovery points, working UHF radio, winch
Costs:	Please note here if there are any costs involved. Eg: camping fees, museum or entry fees, booking fees, meals, accommodation etc

Please then write a summary of the trip so people know whether the trip would be suitable for them. Include where you'll be heading, where'll you camp/stay, any highlights/points of interest along the way, then conclude with how, when and where the trip will finish up.

Another fantastic addition to any trip notice are some photos you have taken on previous trips to showcase some of the highlights of the trip. Please do not leave this up to the editor to include any photos.

Once you have all the details in your trip notice, please email in Word or Publisher format to **tripmaster@cc4wdc.org.au** so the Trip Master can log the trip **AND** to **editor@cc4wdc.org.au** so it can be included in the next magazine.



Trip Reports

There are written and verbal trip reports for each Club trip undertaken. At the beginning of each trip, the Trip Leader will request a volunteer for the written and verbal reports. Usually, the last person to turn up to the meeting place is assigned the coveted job of writing the trip report for the magazine.

How to submit a trip report:

- ⇒ Take notes as you travel and take lots of photos along the way
- ⇒ When you get home, type up your report in Word or Publisher (we use Publisher to compile the magazine) and include your photos in the document.
- ⇒ If you prefer to send your photos separately, please label your photos with the location and names of people etc.
- ⇒ Please upload your photos to Google Drive, OneDrive, DropBox or a similar file sharing service and email the link with your Word or Publisher document to editor@cc4wdc.org.au.
- ⇒ You can always refer to past magazines for examples of how a trip report is presented.

If you have any questions at all, please email the Editor at editor@cc4wdc.org.au

greenslips.com.au

calculate your cheapest greenslip >

calculate now

- 100% Market Coverage
- Cheapest Price Guaranteed
- Everything You Need to Know

JUST CALCULATED: NISSAN X-TRAIL 2013

QBE	GIO	AAMI	ALLIANZ	CIC	NISMA
\$613	\$606	\$621	\$623	\$673	\$788

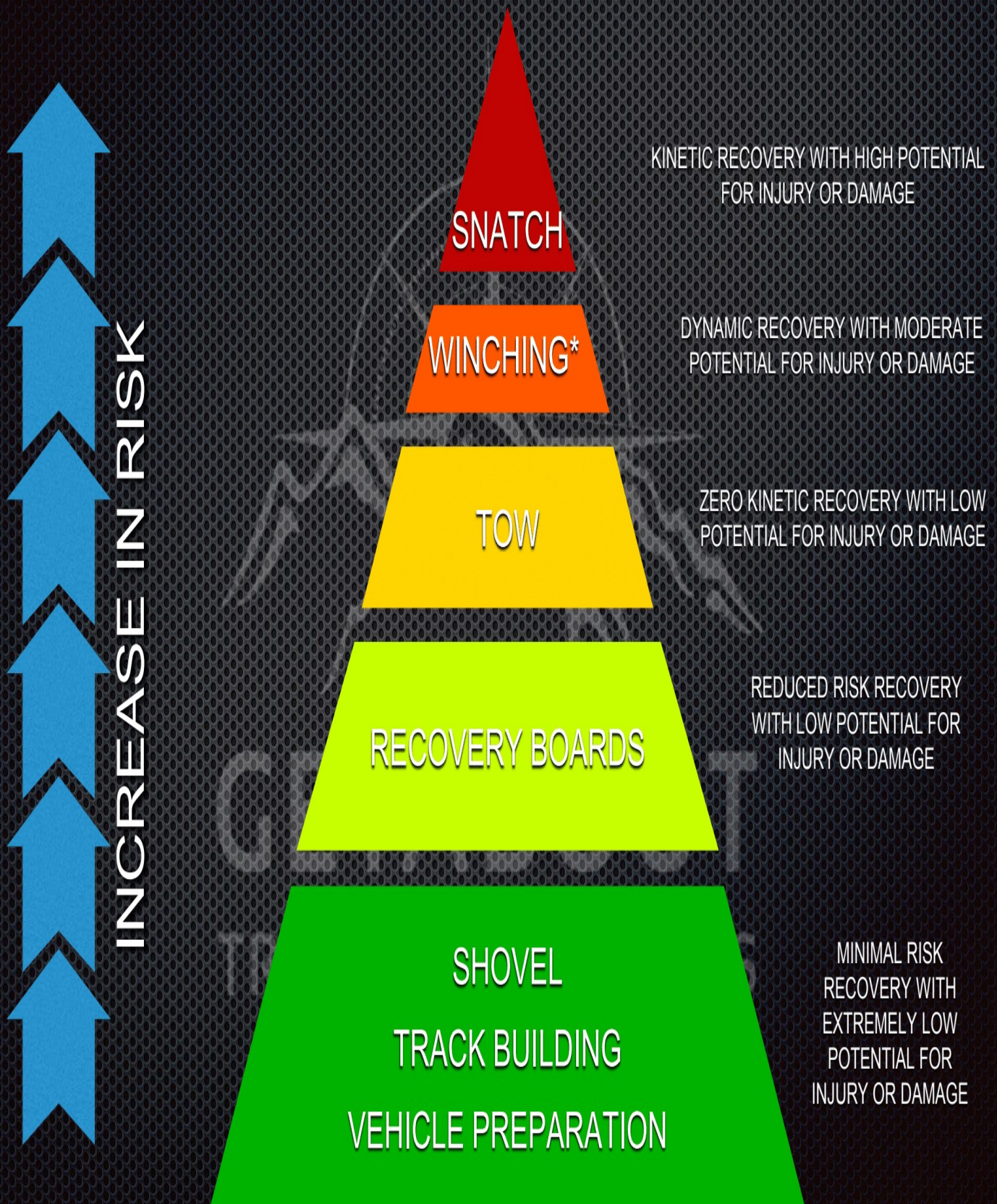
100% Market Coverage

Cheapest Price Guaranteed

Everything You Need to Know

easy. done.

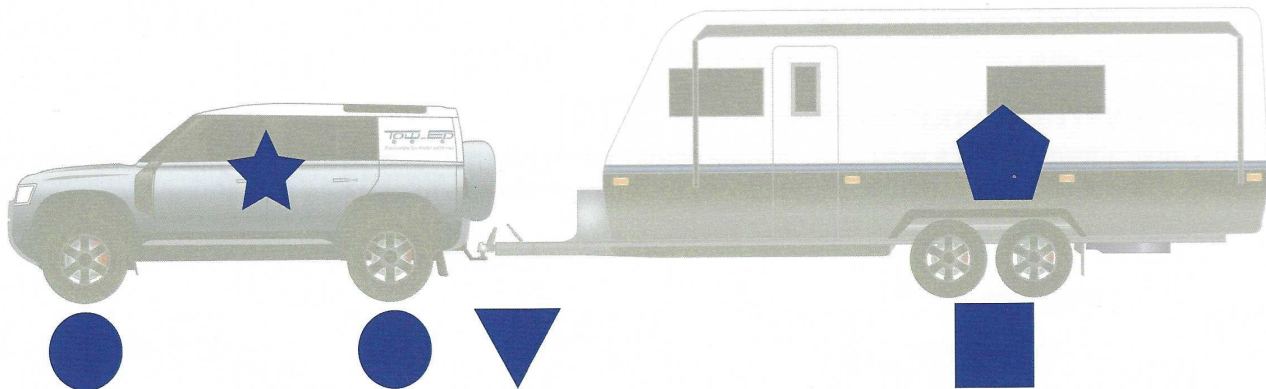
HIERARCHY OF RECOVERY



Know your Weights



EDUCATION FOR THOSE WHO TOW



VEHICLE TARE WEIGHT (Unladen weight | No payload)



GROSS VEHICLE MASS (GVM or max legal weight)
(Vehicle tare weight + max vehicle payload)



TOW BALL MASS Downward mass applied to tow vehicle
(to be calculated into gross vehicle mass)



TRAILER TARE WEIGHT Unladen weight | No payload



AGGREGATE TRAILER MASS (ATM) Trailer tare weight + max trailer payload



GROSS TRAILER MASS (GTM) Trailer tare weight + max trailer payload excluding tow ball mass



GROSS COMBINED MASS (GCM)
(Gross vehicle mass + tow ball mass + gross trailer mass)



Supported by the




Loading Your Vehicle and Caravan

Everything you pack weighs something

To determine how much you can pack, or your pay load, everything that is additional to the TARE mass of your caravan, plus everything you have packed must be weighed.

Don't overload your caravan

This table shows example weights of various items that may be part of a caravan's payload along with the caravan's tare and maximum carrying capacity to demonstrate how to measure the safe carrying capacity.



Maximum carrying capacity: **2500kg**

Caravan TARE: **2100kg**

Maximum pack weight **400kg**

What you pack, or your payload, must not exceed the lowest tow capacity of your towbar, towing vehicle, tyre capacity or caravan ATM.

Holiday Pack

Luggage = 30kg
Cutlery = 3kg
Crocery = 10kg
Pots and pans = 11kg
Barbeque = 25kg
Groceries = 35kg
Cleaning supplies = 7kg
Broom = 2kg
2 x sheets = 5kg
2 x pillows = 2kg
2 x blankets = 6kg
2 x bicycles = 30kg
Outdoor seating = 15kg
Outdoor table = 10kg
TOTAL = 191kg

Vehicle Extras

Awning = 30kg
Air conditioner = 35kg
Caravan TV = 7kg
Spare tyre = 25kg
2 x mattresses = 45kg
Gas bottle = 25kg
100L water = 100kg
TOTAL = 267kg

Total = 458kg

(58kg overweight)

ADDITIONAL WEIGHTS*

Vehicle Extras

additional to TARE

90kg Steel bullbar
55kg Alloy bullbar
40kg Plastic bullbar
30kg Winch bar
50kg Full roof cage
8kg Roof racks
10kg+ Side awning
24kg 50L fridge (empty)
35kg 75L fridge (empty)
75kg 2man rooftop hard shell
65kg 4man rooftop tent
30kg Second battery
35kg Single slide draws
70kg 2 slide draws
22kg 20L jerry can (full)
35kg Side steps

Caravan Extras

additional to TARE

35kg Air conditioner
7kg Caravan TV
25kg Spare tyre
30kg Awning
45kg 2 mattresses
25kg Gas bottle
100kg Water
40kg Annex floor/sides
10kg Hoses
10kg Ramps/chocks

Also consider the extra weight you may accumulate while travelling, grey water tank, cassette toilet waste, items you pick up along the way.

* Weights are indicative only. Actual weights may vary.

Holiday Pack

additional to TARE

30kg Luggage/clothing
3kg Cutlery
10kg Crockery
11kg Pots/pans
35kg Groceries
15kg 24 beers
4kg 4L wine
7kg Cleaning supplies
4kg Broom/vacuum
15kg Sheets/towels/linen
25kg Barbeque
15kg Outdoor seating
10kg Outdoor table
30kg 2 bicycles

First Aid Kit Basics



With increasing interest in the recent Bush First Aid course run by Sue from Express First Aid, I thought it would be good to examine what is available, what should a first aid kit contain, and where to purchase a recommended one.

What's required?

Carrying a First Aid kit within your vehicle is a must when driving remotely and recommended on all club trips.

But what should your kit contain? Most have a collection of plasters, bandages and other first aid bits and bobs, but does it contain what is needed for trips out bush?

Below are some of the contents a BASIC first aid kit should contain, but more is recommended for camping and 4WDing, customising your first aid kit depending on the activities you do. A basic first aid kit checklist might include:

- crepe bandages of varying widths
- hypoallergenic (skin) tape
- triangular bandages
- adhesive dressing strips (such as bandaids) in different sizes
- gauze swabs
- combine dressing pads (10cm x 10cm)
- non-stick dressing pads (7.5cm x 10cm)
- sterile eye pad
- alcohol swabs
- stainless steel scissors (sharp/blunt) 12.5cm
- disposable gloves
- stainless steel pointed splinter forceps (tweezers)
- shock (thermal) blanket
- safety pins
- notepad and permanent marker
- sterile saline tubes/sachets
- disposable resuscitation face shield
- antiseptic skin swabs
- stop itch cream
- first aid booklet

UHF Radio Channels Australia

Which channels to use & avoid

UHF (Ultra high frequency) radios are a commonplace accessory the vast majority of 4WDers use for general convoy communication on highways and tracks. It is important to remember that UHF transmissions are not private communication and anyone within range will hear your conversation so some simple etiquette is important.

The UHF radio is a must have when going on 4WD trips. Below are the list of channels you should and shouldn't be using.

Acceptable UHF channels and their usage:

Channels 9, 12-17, 19-21 24-28, 30, 39, 49-60, 64-70, 79 and 80: General chat channels

Channel 10: 4WD Clubs or Convoys and National Parks

Channel 18: Caravanners and Campers Convoy Channel

Channel 40: Australia Wide road safety channel used primarily by truckies and oversized load pilot vehicles

Channel 29: Road safety channel Pacific Hwy/Mwy (NSW & QLD)

Channels 1-8 and 41-48: Repeater/Duplex channels (output)

Channels 31-38 and 71-78: Repeater/Duplex channels (input)

Legally restricted channels

Channel 5 and 35: are for **emergency use only**

Channel 11: is the 'call channel' - a general meeting channel for when communication has been lost. Once communication is established you should quickly move to another general chat channel.

Channel 22 and 23: to be used for telemetry and telecommand automated communications only. Packet data and voice transmissions are not permitted

Please note: As at July 2020, the on the spot fine for misusing the emergency channels is \$444 OR up to 2 years imprisonment (for an individual) OR up to \$333,000 fine for all others. If the misuse interferes with an emergency call, these penalties increase to up to 5 years imprisonment for an individual OR up to \$1,110,000 fine for all others.

These penalties are set to increase every 3 years from 1 July 2020.

(Ref. Radiocommunications (Citizen Band Radio Stations) Class Licence 2015 (Cth) and the Radio Communications Act 1992 (Cth))

Driver Awareness Training

Sessions start at 8am on Sunday and run until approximately 4pm

Stage One for 2023

June 18th, August 13th, October 15th

Where: Cooranbong Community Centre, 614 Freeman's Drive, Cooranbong.

What to bring: Food and drink for the day, a pen, a hat, sunscreen, basic recovery gear and a readiness for learning.

What to expect:

Stage One training is an introductory course to 4WD. The day is split into two parts, initially at the community centre and involves theory, starting with the basic mechanics and safety knowledge of a 4x4.

Morning tea break allows the trainers to work with each participant and their vehicle, locating and identifying the necessary safety equipment in their truck.

The next session outlines driving techniques over various terrains and an introduction to club protocols.

After lunch we move into a practical training session allowing you to practice your skills in a safe, supervised area. This session will cover the essential safety technique of a stall start recovery, followed by practice in picking a line in ascents, descents and basic rock steps.

Please keep an eye on the members Facebook group for any updates/date changes



Driver Awareness Training

Session starts at 8am on Saturday, with additional opportunities on Sunday

Stage Two for 2023

July 15th, September 16th, November 18th

Where: Club Lease 'We-Leaser' Dungog

What to bring: Food and drink for the two days, however, dinner is provided on the Saturday night. A hat, sunscreen and your vehicle checklist from Stage One training, recovery gear

Recovery Gear: Front and rear recovery points, snatch strap, bridle or tree protector, dampener and rated shackles. **Please note:** that a trainer will accompany you during the practice drive and there must be a seat available in your vehicle.

What to expect:

Stage Two training is a full day of practical exercises completed as a team to expand on the knowledge gained in Stage One training. We further investigate aspects of vehicle maintenance, practising pre-trip inspections and completing a tyre change. After morning tea, we revise the stall start recovery and simulate simple snatch strap recovery techniques. This is where you finally get to use all that wonderful gear you've brought along. In the afternoon, we head out the back gate and put our training into practice. Taking the back tracks through the State Forests, we complete rutted and rocky tracks and simple water crossings. Prior to dinner, we complete a simple revision assessment as a group.

Upon completion of Stage Two, you will be prepared to undertake the NSW and ACT 4WD Association Accreditation Certificate, a nationally recognised qualification.





The Driver training unit is always looking for members to become trainers

What's required:

- **Patience and people skills**
- **First step is to complete Stage 1 and 2 of the club's driver awareness training.**
- **Next you you'll need to obtain your "official" Basic training certificate offered by the NSW 4WD association. You can also go on to do the Advanced Recovery certificate.**
- **The club can assist with the cost of these certificates and they are recognised Australia-wide qualifications.**
- **Although there are training sessions most months, you don't have to attend every single session.**

Talk to Damien Erickson for more information 0421 644 644



Club members advertising page

Do you have your own business and want to share with other club members?

Please contact editor@cc4wdc.org.au if you're a member and would like to advertise your business in the club magazine —it doesn't have to be four wheel drive related. Cost is \$80 per year.

Everyone wants to deal with someone they can trust, so if you need a hairdresser, a plumber, a bookkeeper or any other service, it will be great to contact a fellow club member for assistance. If you have a logo or a website we can add that to your listing.



 <p>Coastal Automotive Enterprises <i>"For a better class of mechanical needs!"</i></p>	<p>Troy Bennett 2/7 ACE CRESCENT TUGGERAH NSW 2259 PHONE 02 4352 2044 MVRL 49709</p>
<p>www.coastalautoenterprises.com.au</p>	<p>service@coastalautoenterprises.com.au</p>

We-Leaser is for use by Financial Club members and their Family.

Visitors must have a club member with them

Please follow the guidelines set out in the following pages, including signing in and out on the forms provided in the café.



Remember, no pets at the lease, don't feed any of the farm animals, or wild animals and please be conscious of turning off the gas bottles after you use the gas

Guidelines for use of We-leas-er

The Lease Manager is Ken McDonald

Contact: 4358 1357

- These guidelines have been prepared in conjunction with the property owner and reflect the club's ethics to ensure that everyone enjoys their time at the property.
- Everyone is expected to treat the property with care and respect.
- Club members must accompany any visitors for duration of stay.
- You must sign in on the forms provided as soon as you arrive. Sign in forms are located in the box attached to the pole inside the café.
- Always check current fire restrictions for the area before lighting a fire. Make sure that the fire is properly extinguished before the last person goes to bed and/or before leaving the property.
- Please use the established firepit to avoid fire burns all over the property.
- Rubbish must all be taken home with you.
- We only lease the 30 acres around the camping area. Please do not drive to any other parts of the property.
- Motor bikes and any unregistered vehicles are not allowed on the property. We aren't insured for these, and our lease doesn't allow it.
- Don't feed the animals on the property.
- When-ever possible, replace firewood you use with timber from outside the property. Do not collect firewood from the property.
- The tanks on the property collect rainwater and are not for drinking. They may also be empty if it hasn't recently rained, so please always carry your own water.
- When using the barbecue or the burners, please turn off the gas at the bottle as soon as you finish cooking, otherwise it will leak. If the gas bottles are empty, there are 2 options:
 1. Pay to get them refilled and request reimbursement by emailing a copy of your receipt and bank details to the treasurer at treasurer@cc4wdc.org.au
 2. Use our account at the garage at the top of the town as you come in (contact the lease manager for how to use our account if using this option). If using this option, please remember to email a copy of the invoice provided to you to treasurer@cc4wdc.org.au
- No domestic animals or pets are allowed.
- Before you leave, please check the following:
 - ⇒ Double check the gas is off at the bottle to ensure no leakage.
 - ⇒ Make sure the café gates are closed so livestock can't get in and make a mess
 - ⇒ Make sure the toilet and shower doors are closed.

Know your lease — An update from Ken & Von (our lease managers)

Front Entrance - The entry to the Lease from Main Creek Road. (thru gate marked by a Black Sign with a White Circle on it)

Lease Road - Dirt road that runs from the Lease Entrance thru Carowiry Creek. From the creek it then runs across The Lower Camp Site and up to the Middle Camp Site. From the Middle Camp Site it then runs up past The Top Track to the Back gate

Carowiry Creek - Name of Creek at entrance to Lease.

The Lower Camp Site - First Camp site nearest to creek.

Middle Camp Site - Camp Site on which The Rosebud Café is located.

Top Camp Site - The Camp site which is located at the top of the hill next to the Storage Sheds and the Toilets.

Rosebud Cafe - Under cover B,B,Q / Kitchen Area. (Named many years ago when some children hung a bunch of plastic Rose flowers on to one of the Canteen support poles. (they are still there today)

Stairs - Run from canteen down to The Bottom Camp Site

Woodstock - Name given to the shed where wood is stacked.

Storage Sheds and Toilet Amenities - Located on hill 50m South of the Rosebud Cafe.

The Top Track - The North to South track that cuts across the top of the Lease.

Back Gate - Rear entrance to the Lease. (Entrance to Black Bulga State Forest area)

Wallaby Dam - A small dam located on the Northern Side of The Lease Road and halfway to The Back Gate.

Frog Hollow - Area of dense, dark forest which starts at the beginning of Walk 1 and runs thru to the 1.2.3. sign at the beginning of Cow Gully.(Maps of Lease Walks and instructions are found in the Lease Walks Log Book in the info cupboard.)

Cow Gully - The gully which acts as a water course for the Southern side of The Lease and runs from The Top Track down to Carowiry Creek.

Memorial Lookout - Small area dedicated to the memory of those that have passed. (Located 50m South of Back Gate)

REMEMBER

It is not safe to camp underneath Gum Trees as they often shed branches.

Due to the agistment of stock on the Lease please leave all gates on the Lease as you find them.

YOUR ONLINE PARTS SPECIALISTS

Thousands of 4WD spare parts available - go online now and save!



**VISIT OUR
EXCITING NEW
ONLINE STORE
NOW!**

*Check out how
easy it is to order*

Your online parts supermarket, visit us NOW at

www.allfourx4.com.au

All Four x 4 Spares
Toyota Landcruiser
Toyota Hilux 4WD
Land Rover
Range Rover
Nissan
Other Makes
Terms and Conditions

Product Search

Search term

Advanced Search

Please click here to return to
All Four x 4 Spares
main website

Specialist Parts Suppliers for LAND ROVER • TOYOTA • NISSAN



Welcome to All Four x 4 Spares Online Store

All Four X 4 Spares has been providing the 4WD community with superior service and cost effective options for over twenty five years. We can offer savings by direct importing ourselves while focusing on quality recognised brands so quality is not compromised.

Featured Products:



Shopping basket

Your shopping basket is empty.



Sign in

User name

Password

Sign in

Forgot your password?

Register

Contact Us

All Four x 4 Spares
6 McDougall Street
Kotara NSW 2289

t: 02 4957 1117

e: [please click here](#)

TOYOTA • LAND ROVER • RANGE ROVER • NISSAN

For Parts, Service & Repairs we are your 4WD Specialists



Open Mon to Fri 8am - 5pm, Sat 8.30am - 12noon

6 McDougall Street, Kotara NSW 2289

WEB: www.allfourx4.com.au • EMAIL: sales@allfourx4.com.au

FAX: 02 4957 3237 • CALL: 02 4957 1117

- PARTS - NEW, USED & RECONDITIONED
- EXCHANGE DIFFS & GEARBOXES
- EXCHANGE STEERING COMPONENTS
- ENGINES & CLUTCHES
- TRANSFER CASES
- BODY PANELS & BODY GLASS / WINDOWS
- FULLY EQUIPPED WORKSHOP
- SELF SERVE PARTS SUPERMARKET
- HUGE RANGE - OVER 50,000 PARTS!
- FILTER KITS
- BEARING KITS
- CV JOINTS & AXLES
- CALIPERS & DISCS
- SUSPENSION PARTS
- EVERYTHING YOU NEED!

**Orders sent
Australia wide
CALL US NOW!**



ALL Four x 4 Spares • Service • Dismantling

Club Members Equipment for sale

- * Jacket (Polar fleece with emblem) - Children's Size 14 - fits size 10/12 ladies
- * Club Shirt (with Embroidered Club Logo) Ladies size 10, will fit size 12 ladies.
- * Baseball Cap (with embroidered Club Logo)
- * Beanie (with embroidered Club logo)
- * Stubbie Holder (with embroidered Club logo)

Sold as package \$60-00 — Contact Libby Finemore — Mobile:0402 1000 62



For Sale

ARB Rear Awning 1250 x 2000 \$80

Spinifex Stretcher 2000mm \$20

Oz Trail Easy Up Tent \$40

Shower Tent \$40

Iron Man 12v Shower \$50

Ray Kaltenbacher 43427521

rayandberyl15@bigpond.com

How to purchase club merchandise

You can purchase your club merchandise at general meetings or you can email our merchandise officer and have your items posted to you.

If purchasing by email:

Make sure you include full details including your size where relevant.

Contact Jane— 0422 021 179

Email— 03jane68@gamil.com

Make payment to the club account – (purchase price plus \$10 postage)

The club bank account details are:

Account name: Central Coast Four Wheel Drive Club Incorporated

BSB: 082 620

Account: 622378649

See the full list of merchandise on the following page.



Club Merchandise For Sale

Club clothing is a great way to promote our club and show your support for responsible 4WDiving and the clothing is good value.

Contact: Jane Savage – email—03jane68@gmail.com

Jacket (polar fleece with emblem)	\$40.00
Green sleeveless vest (polar fleece with emblem)	\$35.00
Club Shirt (with Embroidered Club Logo)	\$30.00
Long Sleeve Bisley Shirt (with Embroidered Club Logo)	\$45.00
Optional Extra (with first Name only)	POA
Wet Weather light-weight Jacket (with Embroidered Club Logo)	POA
Extra name plate badges (new style)	\$10.00
Baseball Caps (with Embroidered Club Logo)	\$15.00
Floppy Hats (like Cricket hats with Embroidered Club Logo)	\$18.00
Beanies (with Embroidered Club Logo)	\$15.00
Scarves (with Embroidered Club Logo)	\$18.00
Stubby Holders (with Logo)	\$5.00
Club Stickers	\$5.00
CC4WD Club Windscreen Stickers Large	\$20.00
CC4WD Club Windscreen Stickers Medium	\$12.00
CC4WD Club Windscreen Stickers Short	\$8.00

Our windscreen stickers are made by one of our club members, Chris Newbold and donated to the club. Thank you Chris!

Links to Handy Websites

[National Parks NSW](#)

[Forestry Corporation NSW](#) (State Forests)

[Live Traffic NSW](#)

[Rural Fire Service NSW](#)

[Bureau of Meteorology](#) (BOM)

[Without a Hitch - Advice on CB Radio Channels](#)

Handy Phone apps

Wikicamps

a great app with photos and details of campsites contributed by campers

BOM—Bureau of Meteorology

Government weather app

Memory Maps

Shows off road tracks and allows you to create a track log that you can follow

Hema Maps

Shows off road tracks and allows you to create a track log that you can follow

Fires Near Me NSW

(there are equivalents in other states if you are venturing further afield)

Google Maps

Shows you where you are while on designated roads and can also show you traffic conditions but will not be reliable once you are in the bush

NSW Incident Alerts

(there are equivalents in other states)

Fuel Map

Guide to fuel locations

Live Traffic NSW



OUR CLUB WEBSITE

Click here to visit our club website www.cc4wdc.org.au

The website is a great resource with information about our club as well as club magazines, upcoming trips, past trips, FAQ's and important and relevant club documentation.

There is also a members only area on the website. Please contact one of our committee members for the password. In this section, you can access a link to Club 4 x 4—our Club's preferred insurance provider where you will receive a discount on your insurance.

If you have anything you would like to contribute please email publicity@cc4wdc.org.au

.

CLUB FACEBOOK PAGE

Find us on 

Our Club Facebook page now has close to 1000 followers and is a great place to view recent club trips, videos, photos, tips, information about state forests and national parks. Just search on Facebook for Central Coast 4wd club and "Like" our page.

CLUB FACEBOOK MEMBERS GROUP

This is a closed Facebook group that is only open to current financial members of our club. It is a great place to post your trip photos, have a general chat and discuss all things four wheel driving!.

To join, search for **CC4WDC members group** on Facebook and click the blue button "Join Group"


Your request to join will then be submitted for approval by one of the Admin team who will check that you are a financial member and then approve your request.



ALL Four x 4 Offroad

Specialist Supplier for Offroad and Camping Accessories

Wherever you're going...



Let us help you with everything you need from upgrades to camping!



PERFORMANCE UPGRADES

Chip & Exhausts



**Rooftop
tents &
Awnings**




DARCHE
OUTDOOR GEAR

**How do you make a great
vehicle even better?**

**make it an
AUTOMATIC**

**Auto Trans
conversions**

SEE US FOR A GREAT DEAL!



**Tow Bars, Cargo Barriers
& Roof Racks**



MILFORD
Behind you, all the way

**Winches, Recovery Gear,
Battery Trays and Diff
Breather
Kits**



PIRANHA AOC

ALTERNATOR OUTPUT COMPENSATOR



**Full output from your
variable rate alternator**



piranha
OFF ROAD PRODUCTS

See us, REAL 4WDers for GREAT Products and AMAZING PRICES!

16 McDougall St
Kotara NSW 2289

visit our online store



Call us **4041 4080**
(02)

www.allfourx4.com.au