




Central Coast 4WD Club



April 2023
Issue No 488



COMMITTEE

President

Pete Robinson - 0400 759 693

president@cc4wdc.org.au

Vice President

Jackie Robinson - 0401 864 070

vicepresident@cc4wdc.org.au

Secretary and Public Officer

Glenn Turnbull - 0438 317 073

secretary@cc4wdc.org.au

Membership Officer

Cherrie Pandich - 0428 795 221

membership@cc4wdc.org.au

Treasurer

Michelle Edwards - 0408 493 522

treasurer@cc4wdc.org.au

Magazine Editor

Sean Du Toit - 0414 158 412

editor@cc4wdc.org.au

Trip Master

Lachy Thomas - 0403 083 191

tripmaster@cc4wdc.org.au

Public Relations

Dave Edwards - 0418 605 445

publicity@cc4wdc.org.au

SUB COMMITTEE

Assistant Treasurer

Alison Wallace

Quarter Master

Peter Glendinning - 0407 201 120

Merchandising

Sean Du Toit - 0414 158 412

Mysteire Egan - 0478 663 819

DTU Officer

Mark Roper - 0420 976 784

dtu@cc4wdc.org.au

Raffle Coordinator

Joyce Hollins - 4392 3878

Lease Manager

Ken McDonald - 0423 411 830

Social Coordinator

Association Delegate

Assistant Association Delegate

CLUB MONTHLY MEETINGS

Club meetings are held on the SECOND THURSDAY of each month at The Entrance Leagues Club, 3 Bay Village Drive, Bateau Bay at 8 pm. Visitors welcome! There is no meeting in January each year.

COMMITTEE MEETINGS

Committee meetings are held via Zoom on the SECOND MONDAY *after* the general meeting. All welcome to attend. Contact the President for the Zoom meeting link.

MAGAZINE INFORMATION

ALL articles and photos are welcomed by the editor and can be emailed to editor@cc4wdc.org.au. Please ensure that your articles and trip reports are sent to the editor as soon as possible so they can appear in the next magazine. **The cut off date for production is the last Thursday of each month**

CLUB POSTAL ADDRESS

CC4WD Club

PO Box 4354

LAKEHAVEN NSW 2263

CLUB WEBSITE

www.cc4wdc.org.au

WEBMASTER

Steve Farmer

webmaster@cc4wdc.org.au

The Central Coast Four Wheel Drive Club is a member of the Four Wheel Drive NSW & ACT Association www.4wdnow.com

ISSUE NO 488 – April 2023

The opinions expressed in this magazine are not necessarily those of the club.



PRESIDENTS REPORT APRIL 2023

Welcome to the April edition of the magazine. March certainly squeezed a little more summer weather out and producing a couple of extremely hot days. We've had more than our fair share of storms and heavy rain again too. Looking forward to some cooler weather, and now out of daylight-saving time so we know we are looking at summer in the rear-view mirror. Only 6 months to Spring so just being optimistic.

Our Vice President, Jackie Robinson ran a new members day recently which seemed to be quite an overwhelmingly satisfying trip. Wollombi area has some good off road tracks and plenty of scenery and places of interest. Lunch at the Great Northern Trading Post and some finished off the day at the Wollombi Tavern, a landmark of historical value for the area.

Scott Horne had to postpone his Historic Mining Towns trip due to bush fires in the areas planned to be visited. Scott hopes to run the trip later in the year at a more convenient time.

DTU has posted proposed dates for the year for all Stage 1 and Stage 2 for the year so hopefully everyone can plan for a suitable time to book themselves in for the appropriate course to complete.

The committee has discussed updating our membership application forms and propose to implement these soon. Michelle Edwards has drafted an amended form to include Change of Details, Change of Membership and Renewal of membership. We propose at renewal of membership this year, to seek all members to fill out a form to ensure all our membership details are all up to date. Once we have finalised the form, we will advise on the approach to renewal time, what we will ask members to do.

I was in need of a new auxiliary deep cycle battery for my vehicle and took advantage of our new magazine sponsor, Coast 2 Coast Batteries at West Gosford and purchased one from them. They removed the old and fitted the new and a 10% discount too. Good to utilize our sponsors when practicable for anything you need to buy.

I also won the Piston Broke trophy last meeting and had an opportunity while in Sydney to take a few pics of it's travels, and place them on the club Facebook page. Looking forward to transferring it to a worthy recipient at the next meeting.

And next meeting is on Thursday the 13th of April at 8pm. Always good to get there early for dinner before the meeting.

Pete Robinson

President Central Coast Four Wheel Drive Club.

From The VP

April 2023



Welcome to the April magazine and the Easter break.

As yet, we have very few trips planned so I would encourage anyone wanting to get away even to the Lease, to think about making an event or trip out of it. Day trips are very popular with all members and is a great way to start trip leading and meet new members. If you are interested, please speak with Trip Master Lachy Thomas and others you would like to support you in the trip.

July is fast approaching, and thoughts turn to our annual "Christmas in July" at Casuarina. If you are interested in organising, participating or helping please let one of the committee know so we can draw together this year's team.

The Association Representative role has become vacant, work and family commitments have necessitated I step back. If anyone would like to know more or are interested in representing club members within the Hunter region, please drop me a line.

We are also needing volunteers for the member profile page if anyone would like to become immortalised in print. This allows other members to meet you if not able to attend meetings or trips together. There are many great members in our club that have very interesting lives and is of interest to everyone.

If any members have interesting video footage of club trips or events could they forward to Glen at secretary@cc4wdc.org.au, for compilation for a club advertising video for events and membership drives.

Happy Easter everyone, have fun and safe travels

Jackie

From the editor



Greetings fellow club members,

It seems appropriate that the joint legend of the month should grace our cover this month, doing what he always does. Some may question the wisdom of his bravery at times. Jane is in the background as well. Thank you to Uta Linke for the picture.

As always some great trip reports were received and are well worth a read.

There were a few last minute additions to the magazine for upcoming trips. Have a look at the calendar and related trip notices. A bush first aid course is also planned for August, I'm sure we could all benefit from this.

Just a brief inclusion from me this month as there is a lot included in the president and vice president reports.

Enjoy your reading,

Sean

Next General Meeting
April 13th, 2023 at 8pm
The Entrance Leagues Club
3 Bay Village Road Bateau Bay



Or you can attend by Zoom if you wish!

Zoom meetings are free and you can join from your computer, phone, iPad or other tablet.

If you are joining by phone you will need to get the Zoom app before you can join a Zoom meeting.

- For iPhone or iPad, go to the App Store.
 - For other phones or tablets, go to the Google Play Store
- The app you need is called "**Zoom Cloud Meetings**"

Once you have the app, click on the meeting link below to join a meeting.

If you are joining from your computer, you can just click on the meeting link below and follow the instructions on your screen

[Click here to join](#)

Zoom etiquette : Please remember to remain on mute unless you are the one speaking

Central Coast 4WD Club General Meeting

THURSDAY MARCH 9, 2023 - THE ENTRANCE LEAGUES CLUB

Start time: 8:00 pm

Attendees: As per attached attendance record

Apologies: Mark Roper, Bob Tapscott, Helen and John Smyth,

Visitors: As per attached attendance record

Minutes of the previous meeting:

Motion: That the minutes for the General Meeting held on (09/02/23) as published in the magazine be accepted

Moved: Linda Seymour **Seconded:** Joyce Hollins **Action:** Carried

Secretary's Report: Glenn Turnbull

Correspondence, emails received (insert dates) as tabled. We note this table is updated after the meeting for all those who read the magazine

From	Subject	Response
Dungog Hospital	A thank you letter	N/A
NSW Fair Trading	Acknowledgment of A9 form submission (notice of appointment – change of secretary)	N/A

Hard copy correspondence: N/A

Outward correspondence: N/A

Motion: That the inwards and outwards correspondence that will be presented in the magazine be accepted.

Moved: Jack Robinson

Seconded: Bev Douglas

Action: Carried

Treasurer's Report:

Michelle Edwards

Michelle presented the following report at the General Meeting to be captured in the meeting minutes and printed in the monthly magazine:

CC4WD CLUB TREASURERS REPORT -for March General meeting		
DATE:	1 March 2023	
BALANCE SHEET		
Investment Term Deposit		\$20,368.61
Undeposited Funds		\$11.00
Cheque account:		\$13,463.01
NET POSITION		\$33,842.62
Fun Fines		\$11.00
Donations		
Raffle		
Membership		
Merchandise		
Miscellaneous		
Christmas Party		
Social Event		
Interest		
Advertising		
TOTAL INCOME		\$11.00
Expenses:		
DTU		
Miscellaneous		
Bank Charges		\$14.90
MYOB		\$60.00

Monthly meeting		
Lease	Irwins	\$190.81
Advertising		
Club affiliation		
Membership		
Merchandise		
Raffle	Joyce	\$7.60
Social Event		
Donations	Dungog Rural Fire Brigade	\$900.00
Income :		
TOTAL EXPENSES		\$1,173.31
NET PROFIT		-\$1,162.31

Motion: That the Treasurer's report as presented at the meeting and reported above will be accepted.

Moved: Ken McDonald **Seconded:** John Smyth **Action:** Carried

Bills for payment:

TO	FOR	
Yvonne McDonald	Working bee	\$68.54
Cooranbong Community Services	hall for DTU	\$510.00
Jenny Lamb	lease rent	\$1,967.00
TOTAL BILLS		\$2,545.54
OUTSTANDING INVOICES:		
Coast 2 Coast Batteries		\$515.00

Motion: That the Bills of payment as presented at the meeting and reported above will be accepted.

Moved: Yvonne McDonald **Seconded:** Jack Robinson **Action:** Carried

Membership Officer Report:

N/A

Vice Presidents Report:

N/A

Jack Robinson

Editor's Report:

N/A

Sean Du Toit

Assistant Treasurer's Report:

N/A

Alison Wallace

Lease Managers Report:

Ken McDonald

- Clean up day:
 - Ken and Yvonne thank everyone for their help on the clean up day
 - Got through the list and more!
- Everything else is going well – please feel free to use it.

DTU Report:

David Edwards

- Dave Edwards presented Stage 1 certificates
- The next Stage 2 weekend is March 18th

Merchandise Report:

N/A

Sean Du Toit & Mysteire Egan

Raffles:

Joyce Hollins

The prizes tonight include:

- Coffee
- Snake bite kit
- Fire Blanket
- Scented Candle

Quarter Master Report:

Peter Glendinning

- Let Peter know if you need a loan of anything from the club

Public Relations:

David Edwards

- New Advertiser – Coast to Coast Batteries
 - o Club members 5-10% discount
 - o Please let Jake and the team know you are from the club
 - o They also sell accessories – fridges, DC-DC chargers etc
- First Aid Course
 - o 26th August– keep your eye out for more details in the next magazine
- Brett @ suspension concepts
 - o Vehicle awareness day coming soon.
 - o Keep an eye out for details in the magazine
- Tow Education
 - o Weigh day later in the year – date TBC
 - o Keep an eye out for more details in the magazine
- Club 4x4 Insurance
 - o Reminder that club members get a 5% discount
 - o Use the link in the CC4WD members area on the website

NSW/ACT Association:

Jack Robinson

- Newsletter from the Association has been posted on Facebook
- They are conducting a SWOT analysis

General Business:

- Alison
 - o Booklet on weeds – handing to have
- Peter Glendinning
 - o See Pete or Cherri for 2023 Association stickers
- Ken
 - o Call Ken if you would like farm fresh eggs when you are next up at the lease.
 - The neighbor is selling them for \$5 a dozen

Social Activities:

N/A

Items for Sale:

- Bev
 - 2x used metal diesel Jerry cans (no diesel)
 - \$20 each
- Lachy
 - Used MSA drop slide – fits 47-litre fridge
- Ray
 - ARB Canopy
 - 6ftx4ft
- See the magazine for more details

Trip Masters Report:

Lachy Thomas

- Lease working bee
 - Great weekend and a good turnout
- Clean up Australia Day
 - Good club turn out
 - They retrieved a lot of garbage out of the bush including an old car
- Dawn presented the Watagans trip
 - See the magazine for more details

Upcoming Trips:

- Check out the magazine for more details, here's a summary:
 - New Members trip is full already
 - Historic Mining towns Trip has been postponed
 - Keep your eye out in the magazine
 - Stage 2 training – 18th March
 - Bilpin via St Albans Trip - 29/30th April
 - Check Facebook for more details

Piston Broke Trophy:

- Pete Robinson for leaving his caravan door open and frying his car battery (2 separate incidents)

Legend of the Month:

Steve Turdak and Jane Savage for their awesome help at the lease working bee.

Fun Fines:

Gold coin donations for forgotten badges and loud phones.

Final Notes:

- The next Committee meeting will be held on 20/03/23 7pm @ The Entrance Leagues Club. Contact Pete Robinson for details - all welcome to attend.
- The next General Meeting will be held on 13/04/23 at the Entrance Leagues Club and on Zoom.

Meeting closed at 8:50 pm

Minutes by Glenn Turnbull

President Pete Robinson

Legend of the Month Trophy

Goes to



Steve Turdak & Jane Savage

Steve drove his truck into all sorts of locations to accommodate the loading of firewood at the working bee.

Seems like they also worked very hard at the Clean Up Australia day.

Deserving winners indeed.

Piston Broke Trophy

Our fearless club President was awarded the trophy this month for doing his best to destroy his car battery — twice apparently.



CC4WD Club Member Profile April 2023



Ray Kaltembacher

Ray was born in Bexley in 1941 before moving to Faulconbridge in the Blue Mountains aged 6yrs, attending a small catholic school until into high.

He started his working life in the printing industry as a machinist, cutting display cartons travelling 2 hours each way by train, but soon changed to driving country cabs and buses after being able to get his truck licence, joining the CMF in 1958.

It was while he was driving cabs on the weekend that Ray met his lovely wife Beryl who was working as a hairdresser on Saturday mornings, getting married soon after in 1967.

In 67 Ray and a group of friends started the Springwood Bushwalking Club doing walks in Kanangra Boyd and the Buddawangs National Park as well as the area around Katoomba.

In 1983 Ray bought his first 4WD, a Holden Jackaroo and joined Blue Mountains 4wd club, having a variety of subsequent trucks including a LJ50 Suzuki, FJ 55 Toyota, and a Hilux dual cab Ute.

Club trips took them to the Shoalhaven, Kanangra Boyd, Newnes Plateau, Worraba Ridge and Durga National Park, having fond memories of iconic tracks such as The Face and Heart Break Hill before being gated and access restricted.


Ray then came across the National Parks Discover Program, which offered access to tracks within gated areas closed by National Parks in the Gosford Region. He started exploring Dharug & Yengo National Parks with his mates, who also made contact with local property owners, enabling access to private land such as the end of the Boree Track, Sullivans Arm & Wrights Creek Track, Widden Stud to go over Box Ridges to Nollo Mountain & Dunns Swamp, and still uses the Settler Track from Springwood.

Ray finally moved to the Central Coast persuaded by Beryl on his retirement in 2006, moving to Woy Woy a year later.

Ray expanded his love of the bush and 4wding in his retirement when being asked to be a Discover Guide in 2008 assisting another guide to lead Tag A Long 4wd Trips, but unfortunately after 9years this ceased in 2017 when National Parks Area boundaries were changed & Gosford region lost management of Dharug & Yengo National Parks.

Management of B M N P do not allow public vehicles behind locked gates, so Ray decided to look for another local 4WD Club and came across the CC4WD club.

He has been able to participate and lead numerous trips within the club, as well as longer trips through Victoria, South Australia, Tasmania, Queensland, and an enviable 3-month trip up the Red Centre and down the West Coast. Ray has also travelled to the Cape, the Kimberley's, and Simpson Desert by tourist bus. More interestingly Ray's wanderlust took him and a bunch of mates across to Western Australia, spending a couple of nights underground in Mullmallwang Caves on the Nullabour near Eluca.

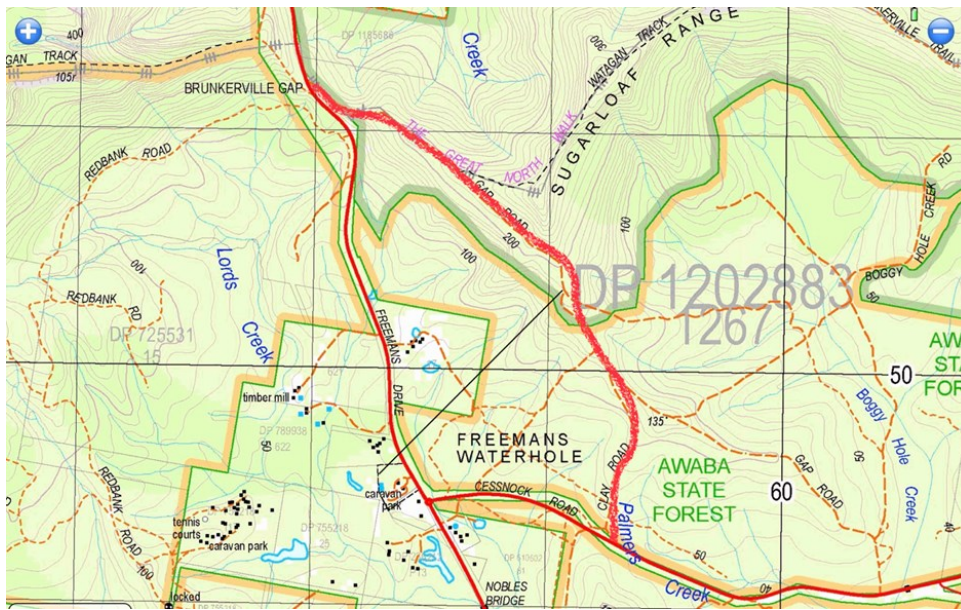


Clean up Australia Day, 5 March 2023


by Uta Linke

The 4WD association NSW & ACT, Hunter Region called the local clubs for Clean Up Australia Day. With combined men power from other clubs from the area we went to the Olney and Awaba State Forests to remove rubbish along some tracks. We all met at the Forest Corporation Depot in Mandalong and then divided into smaller groups and went out into different areas. Every group was equipped with a trailer and maps after our briefing.

Our group of 3 cars – Steve towing his trailer - went along Clay Road, then Gap Road and collected from smaller pieces to furniture parts, scrap metal pieces, paint pots to tyres. We came across a burnt out Navara wreck and some asbestos, which we reported via <https://ridonline.epa.nsw.gov.au/#/home> - a great tool for everyone to use when coming across rubbish in the bush in NSW.



Our track turned out to be quite tricky in parts and Steve did an awesome job manoeuvring the trailer through difficult terrain. So, we not only did good for the community we also got to enjoy a wonderful 4WD drive. On top of this we had to battle some leeches as the forest was still partly wet from recent rains.



Forest Corp kindly provided a BBQ lunch, refreshing fruit and cold drinks, which was much welcomed on this hot day.

Below is the sad outcome of what we all were able to collect but contaminated pieces and car wrecks were left where it could be recovered by the Department of Planning, Industry and Environment.



New Members Trip, 12th March 2023

By Fiona Hak

Trip Leader: Jackie Robinson

Participants: Dawn Smit and Andy De Cressac, Nigel and Brittney Culpitt, Chris Mitchel, Liam Barnett, Jackie Leach, Sue O'Connor, Darren and Fiona Rickett, Bev Fort, Peter and Fiona Hak and Lachy Thomas ("tail end Charlie").

It's said that the third time's lucky and so it was for the New Members Trip, finally able to be held on the 12th March. We met our leader Jackie and fellow members at the BP at Morisset. After a pre briefing talk about convoy procedure we headed off.




We headed up into the Olney state forest and just after hitting the dirt we aired down. Here some of us had a discussion about different types of deflators and TPMS.



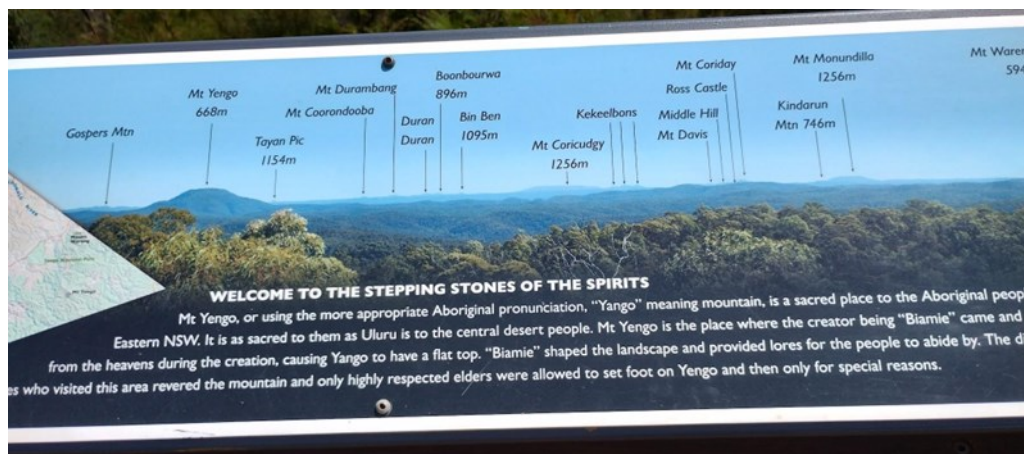
Then we drove up to Casuarina where Bev and Lachy put out a fire someone had irresponsibly left smouldering and Jackie handed out some very yummy bliss balls. While munching away there was also talk about 2wd, 4wd and low range, especially when going down the steep hill we were to encounter. This was prompted by some tales about the smell of very hot brakes Bev and Lachy said they would see if anyone used their brakes too much and would tell them they would need to change down.

Then it was off up Wollombi Forest Rd where we turned right and headed onto Watagan Creek Rd. This was where the road started to become more of a track, getting narrower with washouts and ruts. We went along the top of the ridge for a while before heading down. Here we needed low range as there were some white-knuckle moments for myself and a couple of others. All due to some large rutted, rocky areas that made it a bit trickier for beginners to pick a line. As we were heading down, we met 3 people coming up the road the hard way, on mountain bikes. Near the bottom of the road heading into the valley we crossed over a bridge that was part of the old convict road. On our left was a pretty creek with a small waterfall.

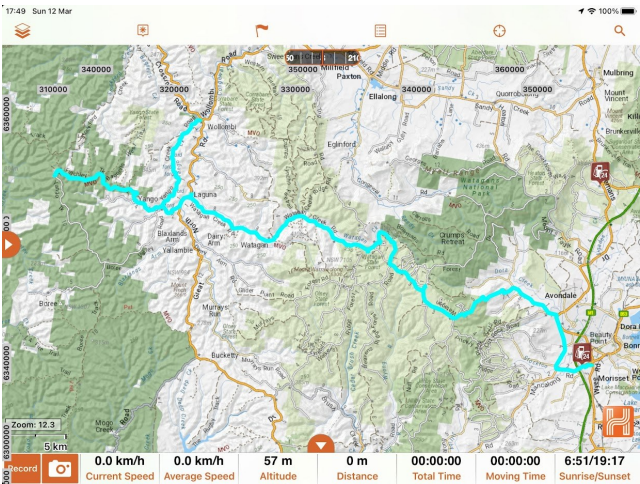


At the bottom we went through a gate where it was back into high range. We then drove along a pretty valley past properties on our way to Laguna. There were a few questions over the radio about warning lights coming on after going into 4wd and advice given with Lachy offering to stop and help just before hitting the tar. He then made a comment about how he had paid for *all* the buttons in his car and he *was* going to use all of them.

After a tasty lunch we headed up Yengo Creek Rd which was a nice drive past some long drop offs, that had eroded edges, to Finchley lookout. Up on the viewing platform where a couple of signs showing the names of the different mountains that could be seen. Then just down the road was the aboriginal area that had some rock carvings and interpretive signs on the walk to them.



Back in the cars we headed back down the road where we turned left at all the letter boxes to head along a pretty road to Wollombi. As there had been a sprinkling of rain during the night the roads weren't as dusty as they could have been. Just in front of the park we aired up and after a final briefing some headed home and others went to the pub where I don't know what happened so any secrets are safe.



Thank you to Jackie for organising the trip and to Bev and Lachy for the willing advice and information given to those of us who needed it.

Thanks to Darren who sent me some photos to use.



- All sorts of Batteries
- **HULK 4x4 Accessories**
- Dometic Fridges
- Auto Electrical Accessories



02 4339 4771

www.coast2coastbatteries.com.au



Unit 2 / 236-238 Manns Road
West Gosford 2250



This is Club 4X4 Country



You have arrived.
You took that red dirt track,
wheeled your way through the
mud and battled the bulldust.

You find yourself a nice
secluded patch to set up camp
for the night, or maybe two -
who knows. The awning is out
and the rooftop tent is ready to
lay your head later that
night. The campfire is roaring
and the Milky Way is beaming
down at you. This is what it's
all about right? Well you're
not alone, this is what we're
about too.

How often have you found
yourself in this setting and
considered what you would
do if the worst were to happen
to your kitted out 4X4?
Take a moment to do that -
we'll wait.

Would your insurance
payout allow you to rebuild
this dream? If your rig burnt
to embers that night, how
much would you be covered
for? If you had an accident
on that red dirt track,
would your insurer cover
you for driving there?

If you're not sure, head on over to Club 4X4
country, we understand what you need.

Visit **CLUB4X4.COM.AU** or call **1800 CLUB 4X4** for a quote



*An excess of \$500 will be applied to a claim under this cover, with a maximum of two (2) claims per policy year. A maximum limit of \$1000 also applies to any individual item. Read the PDS for more detail. ** This Additional benefit is subject to an excess of \$200 which will be applied and this benefit is limited to one (1) claim per policy period. Club 4x4 Pty Ltd is an Authorised Representative of the insurer, The Holland Insurance Company Pty Ltd, AFSL 241436. Any advice provided is general only. Consider the PDS at www.club4x4.com.au

PROUD MEMBER OF



Upcoming Events in 2023

Refer to following pages for detailed trip notices

Date	Event	Class	Contact	Telephone	Limit
6-10 April	Taralga Easter Trip	D	Jane & Steven	Jane 0422 021 179 Steve 0425 249 879	8 vehicles
16 April	DTU Stage 1 — Cooranbong	C	Mark Roper	0420 976 784	8 people
29-30 April	Bilpin via St Albans	C	Bob & Monica	0490 926 649	8 vehicles
5-10 May	Picnic Races at Quambone	D	Ken & Yvonne McDonald	4358 1357 0423 411 830	Unlimited
20 May	DTU Stage 2 — We-Leaser	C	Mark Roper	0420 976 784	8 vehicles
18 June	DTU Stage 1 — Cooranbong	C	Mark Roper	0420 976 784	8 people
15 July	DTU Stage 2 — We-Leaser	C	Mark Roper	0420 976 784	8 vehicles
13 August	DTU Stage 1 — Cooranbong	C	Mark Roper	0420 976 784	8 people
26 August	Bush First Aid	n/a	Dave Edwards	0418 605 445 publicity@cc4wdc.org.au	Unlimited
16 September	DTU Stage 2 — We-Leaser	C	Mark Roper	0420 976 784	8 vehicles
15 October	DTU Stage 1 — Cooranbong	C	Mark Roper	0420 976 784	8 people
18 November	DTU Stage 2 — We-Leaser	C	Mark Roper	0420 976 784	8 vehicles
20-24 November	Dunn's Swamp	C/D	John & Helen Smyth	John (0429 700 509) Helen (0484 229 861)	6 vehicles



Thanks Faye for the picture

Taralga Easter Trip



Trip Leaders : Steven and Jane

When : Leave Thursday 6th April return Monday 10th April

Where to meet : Goulburn MacDonald's off the first exit at 6pm.

Classification : D grade

Vehicle Limit : 8 vehicles, camper van friendly

What to bring : Food & drinks, warm clothes, recovery gear, UHF radio, water for showering. A spare jerry can of fuel if you don't have a long range tank.

Minimum requirements : DTU stage 1

Facilities : Flushing toilet and BBQ

Cost : nil

Contact : Message only please. Jane 0422021179, Steven 0425249879

Bilpin via St Albans



Trip Leaders: Bob & Monica. 0490 926649

When: April 29-30

Where to meet: Lay by, Mandalong Rd off F3 Morisset Junction.

The location of the trip: Mandalong to Bilpin.

The Grade of the trip: D

Vehicle limit: 8

What to bring: Morning smoko and lunch, food & water for an over-night camp if you're going to camp, firewood if possible.

Minimum requirements: All terrain tyres, basic recovery kit, UHF, full tank of fuel. If you're camping there is a \$6 booking fee.

This trip is either a day trip or overnighter.

It's ideal for newbies and is a run starting at Mandalong and running south west to Bilpin using as little tarmac as possible, we'll be travelling through the Watagans, Yengo NP and Wollomai NP.

You can treat this as a day trip and return home from Bilpin or join us and camp overnight at Burralow Campsite which is between Bilpin and Kurrajong (\$6 booking fee)

<https://www.nationalparks.nsw.gov.au/camping-and-accommodation/campgrounds/burralow-creek-campground-picnic-area>

Trip to Marthaguy Picnic Races at Quambone

Trip Leaders: Ken and Yvonne McDonald (43581357/0423411830).

When: Thurs 5th May to Mon 10th May. (five days .Trip can be shortened if required)

kenandvon5@bigpond.com Please advise if attending.

When: Thurs 5th May

Meet: 0930am Wattaka Rest Stop—Hunter/Newcastle Link Road M15

Class: D/E Caravans, Campers, Tent suitable

To pre book tickets go to 123 Tix where you can also book camping at Racecourse but do not forget to print off your ticket to show at race course. Cost is \$15 plus \$1 booking Fee.

Friday 6th May:

Denman: Pit stop

Lunch: Merriwa 1 hr stop. Parking will be restricted with backstreets being the best option. Convoy will reassemble at the western end of the town opposite caravan park.

Dunedoo: Pit stop for lunch and then on to free camp overnight at Mendooran (unhooking not required)

Mendooran: Toilets and cold shower are available. The Mendooran Pub is close by [300m] if meals are required. (We will need to make a booking at pub for evening meal) A bag of firewood would be appreciated for the evening fire. .

Friday 6th May: Start 0930am To Gilgandra for Fuel and coffee.

Head towards Warren then turn 6 k east of Warren for Quambone race course (approx. 70k) where we will set up for Friday and Saturday nights in the camping area which is located next to the track. Showers and toilets at Racecourse. (Free camp) Powered sites are available at a cost of \$10 per cord.

Saturday 7th May: Races begin approx. 1.30pm with attendance fee of \$15. For those that wish to there is usually a best dressed event held during the day. Entry fee to races also includes a free lunch.

Sunday 8th May: 0930am Leave Racecourse for Mendooran for overnight stay. (Some may choose to continue home)

Monday 9th May: 0930am leave for home.



Bush First Aid

RTO Accredited

- Provide First Aid HLTAID011
- Provide Basic Emergency Life Support HLTAID010
- Provide CPR HLTAID009

Save the Date

When: Saturday 26th August, **9am** start.

Contact: Dave Edwards. ph. 0418 605 445.

Email: publicity@cc4wdc.org.au

Where: We Leaser.

Cost: \$130.00.per person.

Bring: Food, drink. Camping overnight optional.

Limit: All club members welcome

Minimum Requirements: Completion of online pre-learning component and a USI number required for registration.

Please be prepared for a full day of interactive learning.

This course is run by our club member Sue Wells from Express First Aid at a reduced cost, subsidized by the club for club members.

WESTERN WOLLEMI



Musk Duck Spray, **Dunn's Swamp**

Trip Leaders: John and Helen Smyth

Date: November 20 – 24 (Monday to Friday), 2023 [3 or 4 nights]

Grade: C-D

Vehicle Limit: 6

Meeting Place: Mon., Nov. 20 at Dunn's Swamp campground.

Information: The NSW NPWS have put strict booking requirements on all visitors! You will need to book your site on-line (Google "Dunns Swamp"). There are only 11 caravan sites but 40 tent sites. Caravan/Camper trailer costs are \$17/night + 2.5% booking fee and tent sites \$12/night. Bookings can only be made after **May 24**. Pit toilets are provided, but no power nor drinking water is provided.

Dunn's Swamp is 25km from Rylstone; the last 10km of the access road to the campground is dirt and often very rough.

The 4WD portion of this trip (only 20km) takes us into the north-western corner of Wollemi National Park, on a rarely traversed track, over Nullo Mountain, via private roads at each end. A scenic drive through the Widden valley brings us back on to the Cox's Gap road. This part of the trip, in 4WD vehicles only, will be undertaken on the Thursday morning, weather permitting. When the Cox's Gap road is reached, those travelling home will do so via Denman, while those who have caravans will need to return to Dunn's Swamp via Bylong.

Activities include bushwalking, swimming and kayaking in/on the beautiful water reservoir (on the Cudg-egong River), rock climbing, fishing (fishing licence required) and a perhaps a half day excursion to Ferntree Gully (rain forest).

What to Bring: Camping gear, drinking water, shower (if desired), kayaks (if possible), sturdy walking shoes, swimming togs. [Pit toilets are provided]

Contact: John (0429 700 509) or Helen (0484 229 861) if/when you have been able to book in.

WE-LEASER MAINTENANCE ROSTER

2023

Once again it is time to organise a roster for the lease for the coming year.

A big thankyou to this year's members who gave their time and energy to keep the lease in such good condition for all members to enjoy.

If you can find time sometime during the year to go up to mow and do any maintenance you can see needs doing. Please notify the lease manager with the month you would like to have your name put against.

A roster will be made and posted in the magazine with names and month volunteers nominate. Contact Ken or Von on 43581357 or kenandvon5@bigpond.com

2023 Roster - Carried over from 2022

Month	Name
JANUARY	Mysteire Egan and Sean Du Toit
FEBRUARY	Scott and Lisa Good
MARCH	Mel and Ben Gall
APRIL	Bill and Dianna McConville
MAY	Harvey Lopez and Alma Thompson
JUNE	Jim and Lisa O'Donoghue
JULY	Vickie Doran and Neil Pearson
AUGUST	Anna and Damien Erickson
SEPTEMBER	Lachy and Liz Thomas
OCTOBER	Dave and Alison Wallace
NOVEMBER	Craig and Dee Green
DECEMBER	Paul and Jo Kelly

A HUGE thank you to everyone who put their hand up to help with the maintenance of the We-Leaser. We are always in need of volunteers to keep the lease neat and tidy for **everyone's** enjoyment, so if you would like to put your name down to help out, please contact the Lease Manager Ken McDonald, to register your interest.



Lovells GVM/GCM Upgrades

- Increase Towing Capacity
- Increase Vehicle Loading
- Lift Kits & Rebushing
- Australian Made & Designed
- Drive in, Drive Out Service
- Engineering Support & Advice



LOVELLS
SUSPENSION
 FOR THE RIDE OF YOUR LIFE
available at...

Suspension Concepts
 2/2 London Drive, Wyong - 0243512659
sales@suspensionconcepts.com.au

TOYOTA LANDCRUISER
200 SERIES

PLATINUM SERIES
4200KG
GVM UPGRADE

LOVELLS GVM upgrades offer one of the best suspension upgrade solutions for serious load carrying towing and off-road adventures.

LOVELLS
AUTOMOTIVE SYSTEMS

Another Australian Steel Building by



SHEDS. MADE. TOUGH.

SHEDS.
GARAGES.
KIT HOMES.
PATIOS.
STABLES.
BARNES.

By locals for locals



Colorbond®

02 4322 0351

www.shedsnhomes.com.au

Central Coast 4x4 & Outdoor - Gosford's home of Ironman 4x4 & outdoor is searching for a skilled 4WD Retail Sales person to join their Team.

The retail sales assistant will be responsible for the day to day duties ranging from stock inventory, customers sales to taking parts delivery and driving the forklift.

You will be one of two staff in Ironman, the role is full time and the retail store is open Saturday.

About You:

- ✓ a motivated and enthusiastic worker, capable of multi-tasking as you will be handling sales inquiries, completing quotes and sales, processing orders,
- ✓ thrive under pressure and enjoys responsibility,
 - ✓ punctual, honest and with integrity,
 - ✓ enjoy interacting with people,
 - ✓ have a “can do” attitude,
- ✓ 4WD knowledge and experience preferred,
 - ✓ a problem solver,
- ✓ a self-starter who can adapt to a challenging retail environment,
- ✓ a proven track record in retail sales preferably spare parts or sales experience.

About the role:

your duties will include (but not limited to): handling sales inquiries, completing quotes and sales, daily administration duties like banking, processing orders, stock ordering, stock-takes, taking parts deliveries, driving the forklift, doing parts deliveries, scheduling and booking of jobs, liaising with retail and wholesales customers, creating and maintaining working relationships with outside business, advertising the business, brand awareness.

If you are interested in the role please apply with your resume and letter of introductory to employment@ccaauto.com.au.

Only those candidates successful for an interview will be contacted.



CLUB EQUIPMENT

Are you having a get together, party or going on a trip?

The CC4WD Club has equipment which is available to go on loan to its Members

Some of this equipment includes:

- Fold up tables (located at the lease)
- A portable gas barbeque
- Gazebos
- Eskies
- And lots more...
-

For a more detailed list of all equipment, please see Members Page on the Club Website.

Should members wish to borrow this equipment please contact our Club Quartermaster—Peter Glendinning on 0407 201 120.

Please be aware that it is the Quartermasters role to store and issue equipment and NOT to deliver it or clean it. Please ensure anything returned to Pete is clean and let him know if it is faulty or broken.



How to run a club trip the easy way!

- Phone any club member that has run a trip previously, they'll love helping you
- Look at trip reports and trip notices in old magazines for ideas
- Watch YouTube videos about four wheel drive trips
- Look at other 4WD club websites
- Look at the list of previous club trips on the following page for inspiration

The club website has lots of information about how to lead a great trip.

Did you know that the club website has a member's only page with documents and information for club members only?

Contact any member of the committee for the password.

TRIP BOOK-IN PROCEDURE—Please familiarise yourself with these procedures to avoid any frustration

1. You must personally book in
2. If you book in early you must confirm that you still intend going no later than two weeks before the trip. If you do not confirm, your position will be re-allocated
3. If you are unable to attend please notify the trip leader as soon as possible so that someone else has the opportunity to fill the position
4. It is YOUR RESPONSIBILITY to contact the trip leader the night before the trip. This will enable you to confirm your attendance, and also check that the trip hasn't been affected by weather conditions

TRIP CLASSIFICATION CODES

- A.** This class of trip is considered to be extremely difficult. Participants will have to be experienced at travelling over difficult terrain. An amount of winching and/or towing will almost definitely be required. Participants will be required to bring along basic recovery equipment. The trip leader will have the right to reject a request to go from someone who is considered under experienced
- B.** This class of trip is considered to be a moderate to difficult trip. An amount of winching and/or towing will almost certainly be required. Under extreme weather conditions, this trip could develop into a class A trip
- C.** This class of trip is considered to be a moderate trip. Various sections of this trip will require cautious driving in order to negotiate your way. In most circumstances winching and/or towing will not be necessary
- D.** This class of trip is considered to be a relatively easy trip. It is unlikely that any winching and/or towing will be required
- E.** This class of trip is considered to be very easy. Little or no four wheel driving will be required and these trips usually consist of easy to reach base camps, scenic tours, social events, etc.

IMPORTANT NOTE: ALL B AND C TRIPS YOUR VEHICLE MUST BE ABLE TO ENGAGE LOW RANGE. These classifications codes are *A GUIDE ONLY*. The code designated to a trip can change from the time of designation to the actual time of the trip. Although every attempt is made to ensure that an accurate class is given to each trip, members should be sure for themselves that they are capable of handling the type of trip they have chosen. If in doubt consult the trip leader, and they will advise you whether you and your vehicle are suitable.



Convoy Procedure

- Trip leaders to remind all drivers about convoy procedure before moving off
- Trip leaders to check that everyone on the trip has enough water, fuel, recovery gear and food
- Trip leaders to inform all participants of the radio channel (and alternate radio channel in the event of too much interference on the first channel) to be used and ensure everyone can hear them before moving off
- The trip leader will appoint a “Tail End Charlie” who always travels at the back of the convoy. Their job is to acknowledge and confirm all communication from the trip leader and ensure all vehicles are on the road whenever setting off
- Trip leaders to let Tail End Charlie know the state of any gates (whether open or closed) and Tail End Charlie must leave them in the same state they were found in
- Trip leaders to advise all participants of upcoming turns/hazards etc and make sure the Tail End Charlie has acknowledged any communication
- Do not drive in a manner or at a speed that could endanger yourself or any another participant
- If driving through steep or hazardous terrain always ensure the vehicle in front has passed through the hazard/steep section before you proceed and pay particular attention to the vehicle behind you, to ensure they’ve safely navigated the hazard
- Make sure you maintain visual contact with the vehicle behind you. At intersections, stop and wait until the driver behind acknowledges they’ve seen the turn
- If you need to leave the convoy, you must let the trip leader know
- If the convoy gets too spread out, the trip leader can appoint someone to be a relay between the trip leader and Tail End Charlie
- If a recovery is necessary, the trip leader will take control and delegate if necessary. If you’re not directly involved, make sure you stay well away from the recovery
- When in convoy, stay in your designated position. Eg: 4th car in the convoy. Do not overtake the vehicle in front without their permission
- Do not reverse or drive in the opposite direction to other vehicles in the convoy
- Always drive with headlights on
- Although the preferred communication is by radio, if you can’t contact other drivers via radio, you should flash your headlights
- Using radios to communicate doesn’t replace the need for convoy procedures to keep everyone safe and on the right track

Trip Notices

What to include in a Trip Notice

First of all, a big thanks to you for running a trip! We appreciate that there is a lot of planning and thought which goes in to leading a trip.


When you are writing up your trip report to be advertised in the magazine, please include the following details:

Trip Leader:	Name and contact details
Where to meet:	Include as much detail as possible including the time
The location of the trip:	
The Grade of the trip:	Please refer to the Trip Classification codes
Vehicle limit:	the maximum number of vehicles permitted on the trip
What to bring:	<u>Please be detailed here</u> eg: food and water requirements, a bag of firewood, full tank of fuel, recovery gear, swimmers
Minimum requirements:	Eg: must have completed stage 1 or 2 driver awareness, snorkel, recovery points, working UHF radio, winch
Costs:	Please note here if there are any costs involved. Eg: camping fees, museum or entry fees, booking fees, meals, accommodation etc

Please then write a summary of the trip so people know whether the trip would be suitable for them. Include where you'll be heading, where'll you camp/stay, any highlights/points of interest along the way, then conclude with how, when and where the trip will finish up.

Another fantastic addition to any trip notice are some photos you have taken on previous trips to showcase some of the highlights of the trip. Please do not leave this up to the editor to include any photos.

Once you have all the details in your trip notice, please email in Word or Publisher format to **tripmaster@cc4wdc.org.au** so the Trip Master can log the trip **AND** to **editor@cc4wdc.org.au** so it can be included in the next magazine.



Trip Reports

There are written and verbal trip reports for each Club trip undertaken. At the beginning of each trip, the Trip Leader will request a volunteer for the written and verbal reports. Usually, the last person to turn up to the meeting place is assigned the coveted job of writing the trip report for the magazine.

How to submit a trip report:

- ⇒ Take notes as you travel and take lots of photos along the way
- ⇒ When you get home, type up your report in Word or Publisher (we use Publisher to compile the magazine) and include your photos in the document.
- ⇒ If you prefer to send your photos separately, please label your photos with the location and names of people etc.
- ⇒ Please upload your photos to Google Drive, OneDrive, DropBox or a similar file sharing service and email the link with your Word or Publisher document to editor@cc4wdc.org.au.
- ⇒ You can always refer to past magazines for examples of how a trip report is presented.

If you have any questions at all, please email the Editor at editor@cc4wdc.org.au

greenslips.com.au

calculate your cheapest greenslip >

calculate now

- 100% Market Coverage
- Cheapest Price Guaranteed
- Everything You Need to Know

JUST CALCULATED: NISSAN X-TRAIL 2013

QBE	GIO	AAMI	ALLIANZ	CIC	NISMA
\$613	\$606	\$621	\$623	\$673	\$788

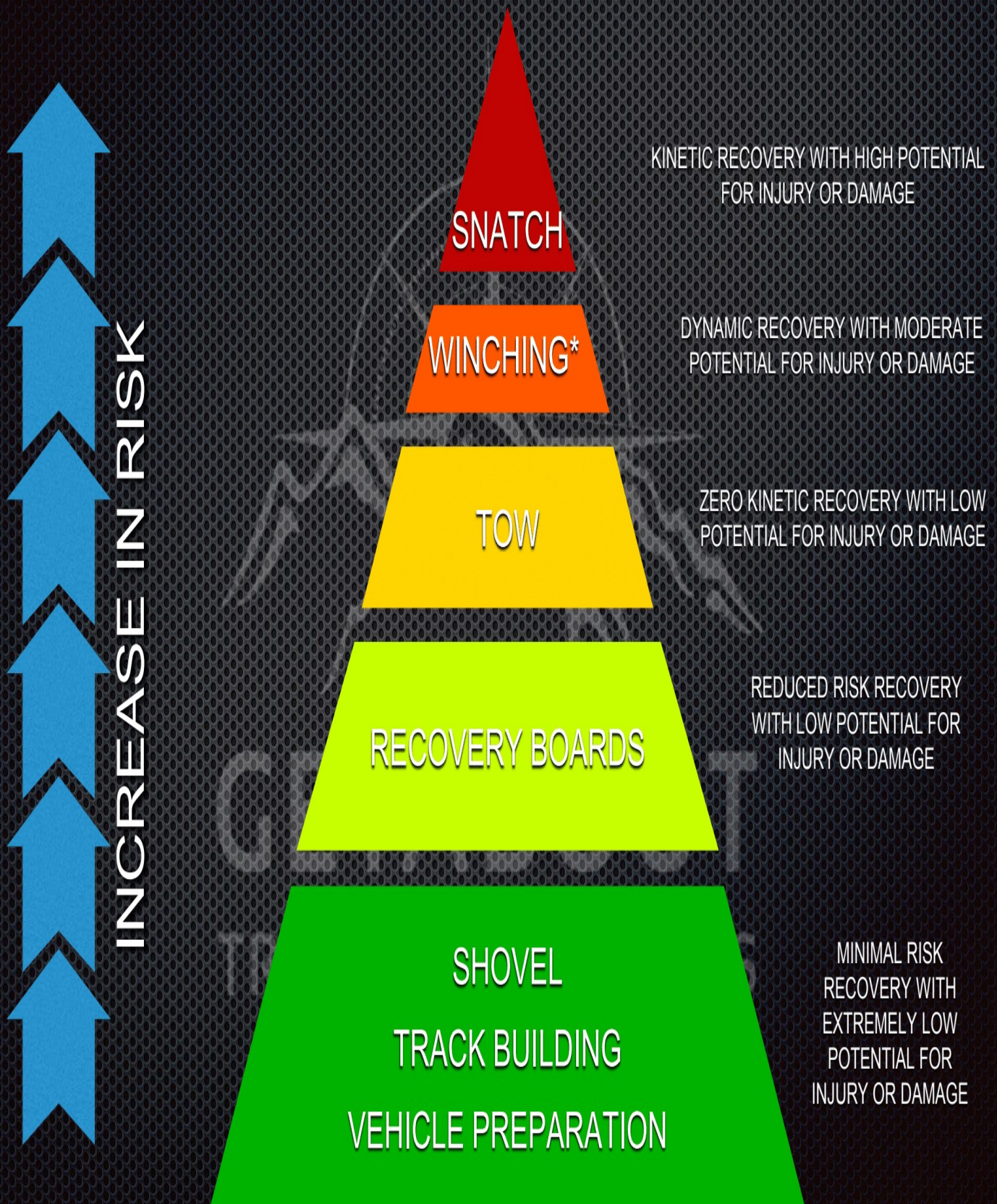
100% Market Coverage

Cheapest Price Guaranteed

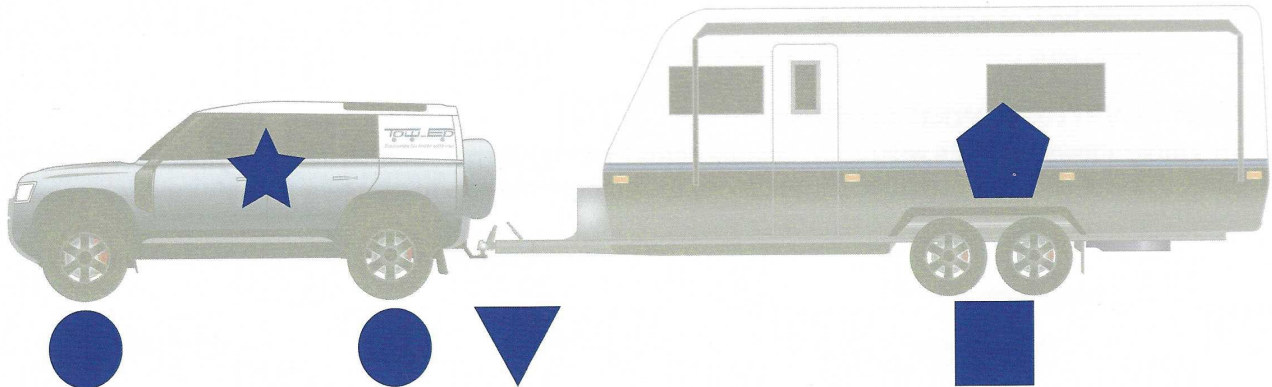
Everything You Need to Know

easy. done.

HIERARCHY OF RECOVERY



Know your Weights



VEHICLE TARE WEIGHT (Unladen weight | No payload)



GROSS VEHICLE MASS (GVM or max legal weight)
(Vehicle tare weight + max vehicle payload)



TOW BALL MASS Downward mass applied to tow vehicle
(to be calculated into gross vehicle mass)



TRAILER TARE WEIGHT Unladen weight | No payload



AGGREGATE TRAILER MASS (ATM) Trailer tare weight + max trailer payload



GROSS TRAILER MASS (GTM) Trailer tare weight + max trailer payload excluding tow ball mass



GROSS COMBINED MASS (GCM)
(Gross vehicle mass + tow ball mass + gross trailer mass)



Supported by the




Loading Your Vehicle and Caravan

Everything you pack weighs something

To determine how much you can pack, or your pay load, everything that is additional to the TARE mass of your caravan, plus everything you have packed must be weighed.

Don't overload your caravan

This table shows example weights of various items that may be part of a caravan's payload along with the caravan's tare and maximum carrying capacity to demonstrate how to measure the safe carrying capacity.



Maximum carrying capacity: **2500kg**

Caravan TARE: **2100kg**

Maximum pack weight **400kg**

What you pack, or your payload, must not exceed the lowest tow capacity of your towbar, towing vehicle, tyre capacity or caravan ATM.

Holiday Pack

Luggage = 30kg
Cutlery = 3kg
Crocery = 10kg
Pots and pans = 11kg
Barbeque = 25kg
Groceries = 35kg
Cleaning supplies = 7kg
Broom = 2kg
2 x sheets = 5kg
2 x pillows = 2kg
2 x blankets = 6kg
2 x bicycles = 30kg
Outdoor seating = 15kg
Outdoor table = 10kg
TOTAL = 191kg

Vehicle Extras

Awning = 30kg
Air conditioner = 35kg
Caravan TV = 7kg
Spare tyre = 25kg
2 x mattresses = 45kg
Gas bottle = 25kg
100L water = 100kg
TOTAL = 267kg

Total = 458kg

(58kg overweight)

ADDITIONAL WEIGHTS*

Vehicle Extras

additional to TARE

90kg Steel bullbar
55kg Alloy bullbar
40kg Plastic bullbar
30kg Winch bar
50kg Full roof cage
8kg Roof racks
10kg+ Side awning
24kg 50L fridge (empty)
35kg 75L fridge (empty)
75kg 2man rooftop hard shell
65kg 4man rooftop tent
30kg Second battery
35kg Single slide draws
70kg 2 slide draws
22kg 20L jerry can (full)
35kg Side steps

Caravan Extras

additional to TARE

35kg Air conditioner
7kg Caravan TV
25kg Spare tyre
30kg Awning
45kg 2 mattresses
25kg Gas bottle
100kg Water
40kg Annex floor/sides
10kg Hoses
10kg Ramps/chocks

Also consider the extra weight you may accumulate while travelling, grey water tank, cassette toilet waste, items you pick up along the way.

* Weights are indicative only. Actual weights may vary.

Holiday Pack

additional to TARE

30kg Luggage/clothing
3kg Cutlery
10kg Crockery
11kg Pots/pans
35kg Groceries
15kg 24 beers
4kg 4L wine
7kg Cleaning supplies
4kg Broom/vacuum
15kg Sheets/towels/linen
25kg Barbeque
15kg Outdoor seating
10kg Outdoor table
30kg 2 bicycles

Caravan and Camping Bush Fire Safety


HAVE AN ESCAPE PLAN. IF CAUGHT IN A BUSH FIRE YOU MAY DIE.

Before travelling you should check:

- ☐ Fire Danger Ratings and Bush Fire Alerts at www.rfs.nsw.gov.au or on the Fires Near Me Smartphone application
- ☐ Weather conditions at www.bom.gov.au
- ☐ Caravan has a smoke alarm, fire extinguisher and fire blanket
- ☐ Electrical and gas equipment is secure, appropriately fitted, in good working order, and turned off while travelling
- ☐ How you can call for help
- ☐ Survival kit includes a working battery operated radio, protective clothing, woollen blankets and water.

Don't travel through remote areas on Total Fire Ban days.

If the conditions aren't good, don't go!



Setting up your camp fire or barbeque

- Place fires and barbeques at least three metres from flammable materials, on an existing fire site or cleared area where the wind will blow flames away from tents
- Fires should be attended by a responsible adult
- Have a water supply
- Extinguish fires, candles and lanterns before bed

A fire can be terrifying, with strong winds, intense heat, flames, and thick smoke.

IF YOU'RE CAUGHT IN A FIRE:

- Call Triple Zero 000
- Park off the road in a clear area away from trees
- Face your car towards the fire
- Turn off the engine and turn on headlights and hazard lights
- Close windows and air vents
- Stay low in the car to protect yourself from radiant heat
- Cover yourself with a woollen blanket
- Drink water and cover your mouth with a damp cloth
- Stay down until the sound of the fire has passed.



PREPARE.

ACT.

SURVIVE.

BUSH FIRE INFORMATION LINE | 1800 679 737

First Aid Kit Basics



With increasing interest in the recent Bush First Aid course run by Sue from Express First Aid, I thought it would be good to examine what is available, what should a first aid kit contain, and where to purchase a recommended one.

What's required?

Carrying a First Aid kit within your vehicle is a must when driving remotely and recommended on all club trips.

But what should your kit contain? Most have a collection of plasters, bandages and other first aid bits and bobs, but does it contain what is needed for trips out bush?

Below are some of the contents a BASIC first aid kit should contain, but more is recommended for camping and 4WDing, customising your first aid kit depending on the activities you do. A basic first aid kit checklist might include:

- crepe bandages of varying widths
- hypoallergenic (skin) tape
- triangular bandages
- adhesive dressing strips (such as band-aids) in different sizes
- gauze swabs
- combine dressing pads (10cm x 10cm)
- non-stick dressing pads (7.5cm x 10cm)
- sterile eye pad
- alcohol swabs
- stainless steel scissors (sharp/blunt) 12.5cm
- disposable gloves
- stainless steel pointed splinter forceps (tweezers)
- shock (thermal) blanket
- safety pins
- notepad and permanent marker
- sterile saline tubes/sachets
- disposable resuscitation face shield
- antiseptic skin swabs
- stop itch cream
- first aid booklet

UHF Radio Channels Australia

Which channels to use & avoid

UHF (Ultra high frequency) radios are a commonplace accessory the vast majority of 4WDers use for general convoy communication on highways and tracks. It is important to remember that UHF transmissions are not private communication and anyone within range will hear your conversation so some simple etiquette is important.

The UHF radio is a must have when going on 4WD trips. Below are the list of channels you should and shouldn't be using.

Acceptable UHF channels and their usage:

Channels 9, 12-17, 19-21 24-28, 30, 39, 49-60, 64-70, 79 and 80: General chat channels

Channel 10: 4WD Clubs or Convoys and National Parks

Channel 18: Caravanners and Campers Convoy Channel

Channel 40: Australia Wide road safety channel used primarily by truckies and oversized load pilot vehicles

Channel 29: Road safety channel Pacific Hwy/Mwy (NSW & QLD)

Channels 1-8 and 41-48: Repeater/Duplex channels (output)

Channels 31-38 and 71-78: Repeater/Duplex channels (input)

Legally restricted channels

Channel 5 and 35: are for **emergency use only**

Channel 11: is the 'call channel' - a general meeting channel for when communication has been lost. Once communication is established you should quickly move to another general chat channel.

Channel 22 and 23: to be used for telemetry and telecommand automated communications only. Packet data and voice transmissions are not permitted

Please note: As at July 2020, the on the spot fine for misusing the emergency channels is \$444 OR up to 2 years imprisonment (for an individual) OR up to \$333,000 fine for all others. If the misuse interferes with an emergency call, these penalties increase to up to 5 years imprisonment for an individual OR up to \$1,110,000 fine for all others.

These penalties are set to increase every 3 years from 1 July 2020.

(Ref. Radiocommunications (Citizen Band Radio Stations) Class Licence 2015 (Cth) and the Radio Communications Act 1992 (Cth))

Driver Awareness Training

Sessions start at 8am on Sunday and run until approximately 4pm

Stage One for 2023

April 16th 2023

Where: Cooranbong Community Centre, 614 Freeman's Drive, Cooranbong.

What to bring: Food and drink for the day, a pen, a hat, sunscreen, basic recovery gear and a readiness for learning.

What to expect:

Stage One training is an introductory course to 4WD. The day is split into two parts, initially at the community centre and involves theory, starting with the basic mechanics and safety knowledge of a 4x4.

Morning tea break allows the trainers to work with each participant and their vehicle, locating and identifying the necessary safety equipment in their truck.

The next session outlines driving techniques over various terrains and an introduction to club protocols.

After lunch we move into a practical training session allowing you to practice your skills in a safe, supervised area. This session will cover the essential safety technique of a stall start recovery, followed by practice in picking a line in ascents, descents and basic rock steps.

Please keep an eye on the members Facebook group for any updates/date changes



Driver Awareness Training

Session starts at 8am on Saturday, with additional opportunities on Sunday

Stage Two for 2023

May 20th 2023

Where: Club Lease 'We-Leaser' Dungog

What to bring: Food and drink for the two days, however, dinner is provided on the Saturday night. A hat, sunscreen and your vehicle checklist from Stage One training, recovery gear

Recovery Gear: Front and rear recovery points, snatch strap, bridle or tree protector, dampener and rated shackles. **Please note:** that a trainer will accompany you during the practice drive and there must be a seat available in your vehicle.

What to expect:

Stage Two training is a full day of practical exercises completed as a team to expand on the knowledge gained in Stage One training. We further investigate aspects of vehicle maintenance, practising pre-trip inspections and completing a tyre change. After morning tea, we revise the stall start recovery and simulate simple snatch strap recovery techniques. This is where you finally get to use all that wonderful gear you've brought along. In the afternoon, we head out the back gate and put our training into practice. Taking the back tracks through the State Forests, we complete rutted and rocky tracks and simple water crossings. Prior to dinner, we complete a simple revision assessment as a group.

Upon completion of Stage Two, you will be prepared to undertake the NSW and ACT 4WD Association Accreditation Certificate, a nationally recognised qualification.





The Driver training unit is always looking for members to become trainers

What's required:

- **Patience and people skills**
- **First step is to complete Stage 1 and 2 of the club's driver awareness training.**
- **Next you you'll need to obtain your "official" Basic training certificate offered by the NSW 4WD association. You can also go on to do the Advanced Recovery certificate.**
- **The club can assist with the cost of these certificates and they are recognised Australia-wide qualifications.**
- **Although there are training sessions most months, you don't have to attend every single session.**

Talk to Mark Roper for more information 0420 976 784



Club members advertising page

Do you have your own business and want to share with other club members?

Please contact editor@cc4wdc.org.au if you're a member and would like to advertise your business in the club magazine —it doesn't have to be four wheel drive related. Cost is \$80 per year.

Everyone wants to deal with someone they can trust, so if you need a hairdresser, a plumber, a bookkeeper or any other service, it will be great to contact a fellow club member for assistance. If you have a logo or a website we can add that to your listing.



 <p>Coastal Automotive Enterprises <i>"For a better class of mechanical needs!"</i></p>	<p>Troy Bennett 2/7 ACE CRESCENT TUGGERAH NSW 2259 PHONE 02 4352 2044 MVRL 49709</p>
<p>www.coastalautoenterprises.com.au</p>	<p>service@coastalautoenterprises.com.au</p>

We-Leaser is for use by Financial Club members and their Family.

Visitors must have a club member with them

Please follow the guidelines set out in the Covid 19 policy on the following pages, including signing in and out on the forms provided in the café.



Remember, no pets at the lease, don't feed any of the farm animals, or wild animals and please be conscious of turning off the gas bottles after you use the gas

Guidelines for use of We-leas-er

The Lease Manager is Ken McDonald

Contact: 0423 411 830

- These guidelines have been prepared in conjunction with the property owner and reflect the club's ethics to ensure that everyone enjoys their time at the property.
- Everyone is expected to treat the property with care and respect.
- Club members must accompany any visitors for duration of stay.
- You must sign in on the forms provided as soon as you arrive. Sign in forms are located in the box attached to the pole inside the café.
- Always check current fire restrictions for the area before lighting a fire. Make sure that the fire is properly extinguished before the last person goes to bed and/or before leaving the property.
- Please use the established firepit to avoid fire burns all over the property.
- Rubbish must all be taken home with you.
- We only lease the 30 acres around the camping area. Please do not drive to any other parts of the property.
- Motor bikes and any unregistered vehicles are not allowed on the property. We aren't insured for these, and our lease doesn't allow it.
- Don't feed the animals on the property.
- When-ever possible, replace firewood you use with timber from outside the property. Do not collect firewood from the property.
- The tanks on the property collect rainwater and are not for drinking. They may also be empty if it hasn't recently rained, so please always carry your own water.
- When using the barbecue or the burners, please turn off the gas at the bottle as soon as you finish cooking, otherwise it will leak. If the gas bottles are empty, there are 2 options:
 1. Pay to get them refilled and request reimbursement by emailing a copy of your receipt and bank details to the treasurer at treasurer@cc4wdc.org.au
 2. Use our account at the garage at the top of the town as you come in (contact the lease manager for how to use our account if using this option). If using this option, please remember to email a copy of the invoice provided to you to treasurer@cc4wdc.org.au
- No domestic animals or pets are allowed.
- Before you leave, please check the following:
 - ⇒ Double check the gas is off at the bottle to ensure no leakage.
 - ⇒ Make sure the café gates are closed so livestock can't get in and make a mess
 - ⇒ Make sure the toilet and shower doors are closed.

Know your lease — An update from Ken & Von (our lease managers)

Front Entrance - The entry to the Lease from Main Creek Road. (thru gate marked by a Black Sign with a White Circle on it)

Lease Road - Dirt road that runs from the Lease Entrance thru Carowiry Creek. From the creek it then runs across The Lower Camp Site and up to the Middle Camp Site. From the Middle Camp Site it then runs up past The Top Track to the Back gate

Carowiry Creek - Name of Creek at entrance to Lease.

The Lower Camp Site - First Camp site nearest to creek.

Middle Camp Site - Camp Site on which The Rosebud Café is located.

Top Camp Site - The Camp site which is located at the top of the hill next to the Storage Sheds and the Toilets.

Rosebud Cafe - Under cover B,B,Q / Kitchen Area. (Named many years ago when some children hung a bunch of plastic Rose flowers on to one of the Canteen support poles. (they are still there today)

Stairs - Run from canteen down to The Bottom Camp Site

Woodstock - Name given to the shed where wood is stacked.

Storage Sheds and Toilet Amenities - Located on hill 50m South of the Rosebud Cafe.

The Top Track - The North to South track that cuts across the top of the Lease.

Back Gate - Rear entrance to the Lease. (Entrance to Black Bulga State Forest area)

Wallaby Dam - A small dam located on the Northern Side of The Lease Road and halfway to The Back Gate.

Frog Hollow - Area of dense, dark forest which starts at the beginning of Walk 1 and runs thru to the 1.2.3. sign at the beginning of Cow Gully.(Maps of Lease Walks and instructions are found in the Lease Walks Log Book in the info cupboard.)

Cow Gully - The gully which acts as a water course for the Southern side of The Lease and runs from The Top Track down to Carowiry Creek.

Memorial Lookout - Small area dedicated to the memory of those that have passed. (Located 50m South of Back Gate)

REMEMBER

It is not safe to camp underneath Gum Trees as they often shed branches.

Due to the agistment of stock on the Lease please leave all gates on the Lease as you find them.

YOUR ONLINE PARTS SPECIALISTS

Thousands of 4WD spare parts available - go online now and save!



**VISIT OUR
EXCITING NEW
ONLINE STORE
NOW!**

*Check out how
easy it is to order*

Your online parts supermarket, visit us NOW at

www.allfourx4.com.au

All Four x 4 Spares
Toyota Landcruiser
Toyota Hilux 4WD
Land Rover
Range Rover
Nissan
Other Makes
Terms and Conditions

Product Search

Search term

Advanced Search

Please click here to return to
All Four x 4 Spares
main website

Specialist Parts Suppliers for LAND ROVER • TOYOTA • NISSAN



Welcome to All Four x 4 Spares Online Store

All Four X 4 Spares has been providing the 4WD community with superior service and cost effective options for over twenty five years. We can offer savings by direct importing ourselves while focusing on quality recognised brands so quality is not compromised.

Featured Products:



Shopping basket

Your shopping basket is empty.



Sign in

User name

Password

Sign in

Forgot your password?

Register

Contact Us

All Four x 4 Spares
6 McDougall Street
Kotara NSW 2289

t: 02 4957 1117

e: [please click here](#)

TOYOTA • LAND ROVER • RANGE ROVER • NISSAN

For Parts, Service & Repairs we are your 4WD Specialists



Open Mon to Fri 8am - 5pm, Sat 8.30am - 12noon

6 McDougall Street, Kotara NSW 2289

WEB: www.allfourx4.com.au • EMAIL: sales@allfourx4.com.au

FAX: 02 4957 3237 • CALL: 02 4957 1117

- PARTS - NEW, USED & RECONDITIONED
- EXCHANGE DIFFS & GEARBOXES
- EXCHANGE STEERING COMPONENTS
- ENGINES & CLUTCHES
- TRANSFER CASES
- BODY PANELS & BODY GLASS / WINDOWS
- FULLY EQUIPPED WORKSHOP
- SELF SERVE PARTS SUPERMARKET
- HUGE RANGE - OVER 50,000 PARTS!
- FILTER KITS
- BEARING KITS
- CV JOINTS & AXLES
- CALIPERS & DISCS
- SUSPENSION PARTS
- EVERYTHING YOU NEED!

**Orders sent
Australia wide
CALL US NOW!**



ALL Four x 4 Spares • Service • Dismantling

Club Members Equipment for sale

For Sale — Cub Escape

Hard floor Camper Trailer

Very good condition

\$8000 ono.

Ray Hill 0408 258 527



For Sale

ARB Rear Awning 1250 x 2000 \$80

Spinifex Stretcher 2000mm \$20

Oz Trail Easy Up Tent \$40

Shower Tent \$40

Iron Man 12v Shower \$50

Ray Kaltenbacher 43427521

rayandberyl15@bigpond.com

Camper for Sale

\$16,000 negotiable

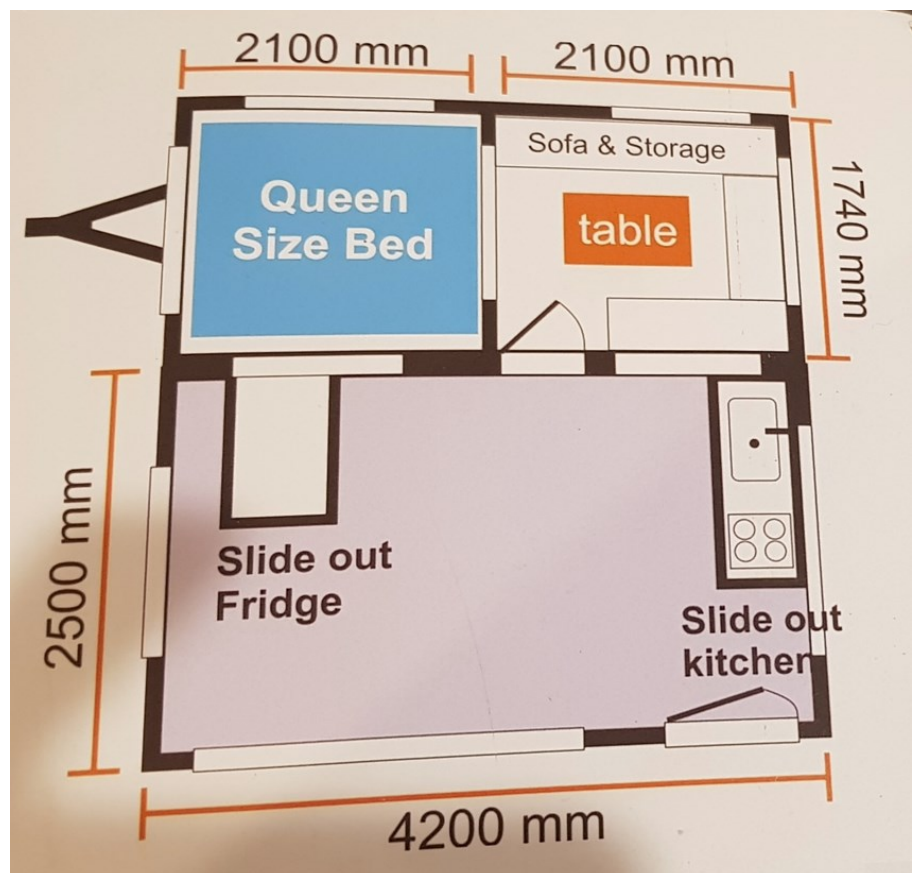
Contact Steven Turdak Ph: 0425 249 879

Mars camper forward fold. Pull out kitchen with 3x gas burners sink with cold water plumbed plus prep area.



Included:

- Waterproof tent
- Coil springs & gas shocks
- Electronic water pump
- Fridge slide
- 4mm thick Drawbar
- 12v power outlet & wiring
- Led lighting system
- Foam mattress & eggshell topper
- 1x100Ah battery
- 750kg Auto lock winch
- 16" Alloy wheels 6 stud
- Gas struts assist setup
- Spare wheel
- 2 x jerry can holders
- 2x 4kg gas bottle holders
- 2 tonne ploy block tow hitch
- 4 x Stabilizing legs
- Swindle jockey wheel
- Stone guard
- Midge proof screens
- Enclosed Annex



How to purchase club merchandise

You can purchase your club merchandise at general meetings or you can email our merchandise officer and have your items posted to you.

If purchasing by email:

Make sure you include full details including your size where relevant.

Sean will advise availability and cost.

Contact Sean— 0414 158 412

Email— skdutoit@yahoo.com.au

Make payment to the club account – (purchase price plus \$10 postage)

The club bank account details are:

Account name: Central Coast Four Wheel Drive Club Incorporated

BSB: 082 620

Account: 622378649

See the full list of merchandise on the following page.



Club Merchandise For Sale

Club clothing is a great way to promote our club and show your support for responsible 4WDiving and the clothing is good value.

Contact: Sean Du Toit – email—skdutoit@yahoo.com.au

Jacket (polar fleece with emblem)	\$40.00
Green sleeveless vest (polar fleece with emblem)	\$35.00
Club Shirt (with Embroidered Club Logo)	\$30.00
Long Sleeve Bisley Shirt (with Embroidered Club Logo)	\$45.00
Optional Extra (with first Name only)	POA
Wet Weather light-weight Jacket (with Embroidered Club Logo)	POA
Extra name plate badges (new style)	\$10.00
Baseball Caps (with Embroidered Club Logo)	\$15.00
Floppy Hats (like Cricket hats with Embroidered Club Logo)	\$18.00
Beanies (with Embroidered Club Logo)	\$15.00
Scarves (with Embroidered Club Logo)	\$18.00
Stubby Holders (with Logo)	\$5.00
Club Stickers	\$5.00
CC4WD Club Windscreen Stickers Large	\$20.00
CC4WD Club Windscreen Stickers Medium	\$12.00
CC4WD Club Windscreen Stickers Short	\$8.00

Our windscreen stickers are made by one of our club members, Chris Newbold and donated to the club. Thank you Chris!



COVID 19 POLICY

This policy has been developed in response to the recent Covid 19 Pandemic which has had a major impact on the Central Coast Four Wheel Drive Club activity today and in the future.

The Committee has met and developed the following controls to be applied to all Club Activities. This policy is to be read, taking into consideration what is "reasonably practicable in the situation".

We Leaser Guidelines

Do not attend the lease if you or any of your family are unwell – Stay at Home.

Do not attend the lease if you or any of your family have been exposed to Covid 19 in the past 7 days.

All people attending the Lease MUST sign on. The Sign on Sheet is located in the café in the metal box.

Social distancing of 1.5 metres MUST BE maintained at all times including in the café and around the campfire.

Please no sharing food during Happy Hour.

Wash hands regularly with soap and water or hand sanitiser

Bring your own cooking utensils and use Non Stick Baking Paper on the BBQ. Please disinfect BBQ, the sink, tables and surfaces after use.

You are encouraged to bring your own cooking facilities to help prevent the risk of transmission of Covid 19.

Pit toilets are open. Before and after use please wipe down the toilet seat, door handles etc. Parents/Carers please accompany your children to the toilet to make sure that the facilities are disinfected.

The Club has supplied Earth Choice – Antibacterial Surface Cleaner which is suitable for use in the pit toilets for cleaning.

Do not put disinfectant wipes in the pit toilet.

Please bring your own grey water friendly Antibacterial Surface Cleaners for use in the pit toilet.

Club Trips /Training Guidelines

Do not attend the trip if you or any of your family are unwell – Stay at Home.

Do not attend the trip if you or any of your family have been exposed to Covid 19 in the past 7 days.

All people attending the trip MUST sign the Trip Sign On Sheet provided by the Trip Leader.

During the trip if you or any of your family begin to feel unwell, please notify the Trip Leader IMMEDIATELY.

Social distancing of 1.5 metres MUST BE maintained at all times including around the campfire.

Please no sharing food during Happy Hour.

Wash hands regularly with soap and water or hand sanitiser

Camp site set up, ensure that there is a minimum distance of 5 metres away from the next campsite.

Bring your own cooking & toileting facilities to help prevent the risk of transmission of Covid 19.

Please supply your own hand sanitiser, disinfectants and soap.

Thank you for your understanding and cooperation in keeping the members of our great club safe.

Links to Handy Websites

[National Parks NSW](#)

[Forestry Corporation NSW](#) (State Forests)

[Live Traffic NSW](#)

[Rural Fire Service NSW](#)

[Bureau of Meteorology](#) (BOM)

[Without a Hitch - Advice on CB Radio Channels](#)

Handy Phone apps

Wikicamps

a great app with photos and details of campsites contributed by campers

BOM—Bureau of Meteorology

Government weather app

Memory Maps

Shows off road tracks and allows you to create a track log that you can follow

Hema Maps

Shows off road tracks and allows you to create a track log that you can follow

Fires Near Me NSW

(there are equivalents in other states if you are venturing further afield)

Google Maps

Shows you where you are while on designated roads and can also show you traffic conditions but will not be reliable once you are in the bush

NSW Incident Alerts

(there are equivalents in other states)

Fuel Map

Guide to fuel locations

Live Traffic NSW



OUR CLUB WEBSITE

Click here to visit our club website www.cc4wdc.org.au

The website is a great resource with information about our club as well as club magazines, upcoming trips, past trips, FAQ's and important and relevant club documentation.

There is also a members only area on the website. Please contact one of our committee members for the password. In this section, you can access a link to Club 4 x 4—our Club's preferred insurance provider where you will receive a discount on your insurance.

If you have anything you would like to contribute please email publicity@cc4wdc.org.au

.

CLUB FACEBOOK PAGE

Find us on 

Our Club Facebook page now has close to 1000 followers and is a great place to view recent club trips, videos, photos, tips, information about state forests and national parks. Just search on Facebook for Central Coast 4wd club and "Like" our page.

CLUB FACEBOOK MEMBERS GROUP

This is a closed Facebook group that is only open to current financial members of our club. It is a great place to post your trip photos, have a general chat and discuss all things four wheel driving!.

To join, search for **CC4WDC members group** on Facebook and click the blue button "Join Group"


Your request to join will then be submitted for approval by one of the Admin team who will check that you are a financial member and then approve your request.



ALL Four x 4 Offroad

Specialist Supplier for Offroad and Camping Accessories

Wherever you're going...



Let us help you with everything you need from upgrades to camping!



PERFORMANCE UPGRADES

Chip & Exhausts



**Rooftop
tents &
Awnings**




**How do you make a great
vehicle even better?**

**make it an
AUTOMATIC**

**Auto Trans
conversions**

SEE US FOR A GREAT DEAL!



**Tow Bars, Cargo Barriers
& Roof Racks**



**Winches, Recovery Gear,
Battery Trays and Diff
Breather
Kits**



PIRANHA AOC

ALTERNATOR OUTPUT COMPENSATOR



See us, REAL 4WDers for GREAT Products and AMAZING PRICES!

16 McDougall St
Kotara NSW 2289

visit our online store



Call us **4041 4080**
(02)

www.allfourx4.com.au